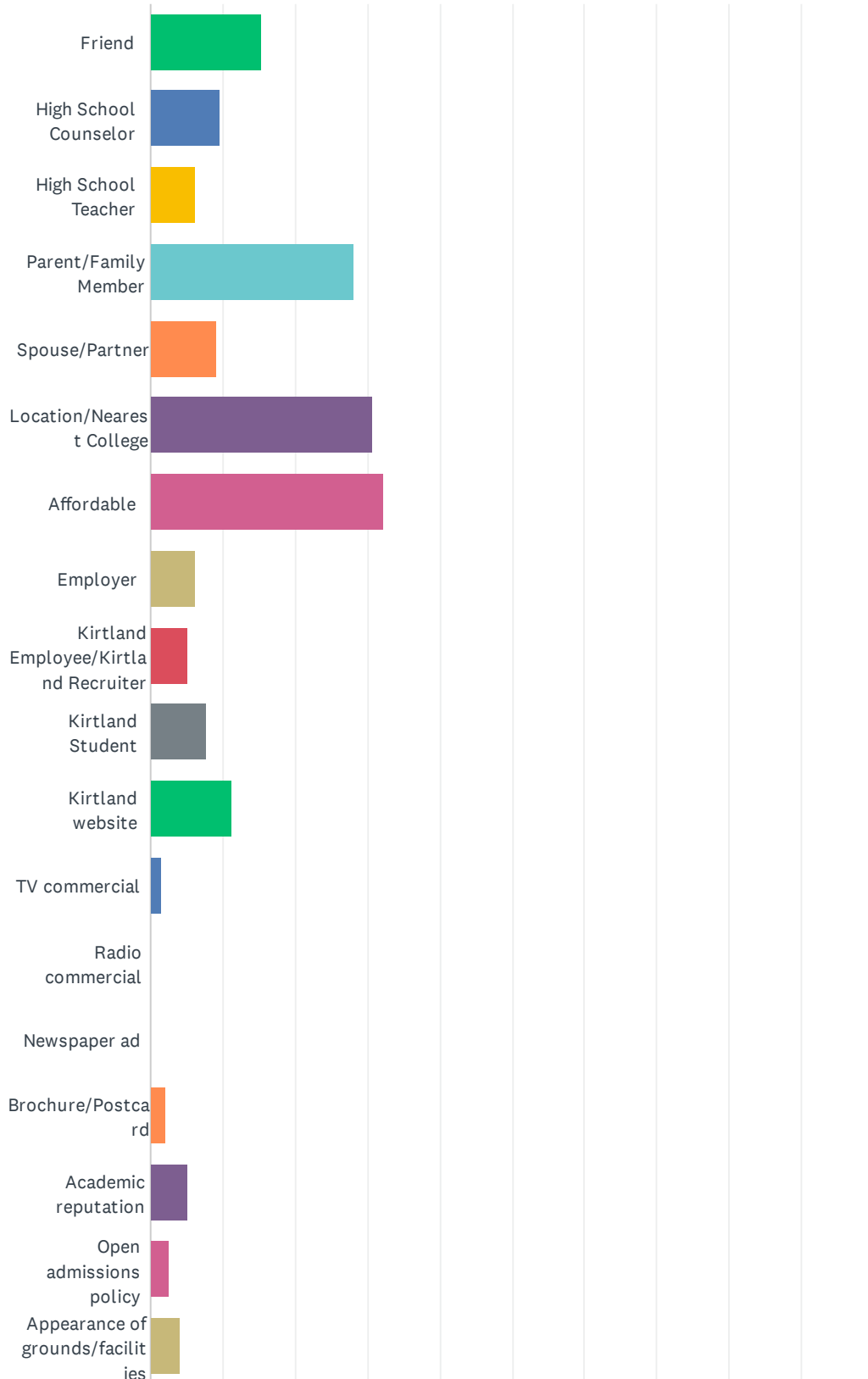
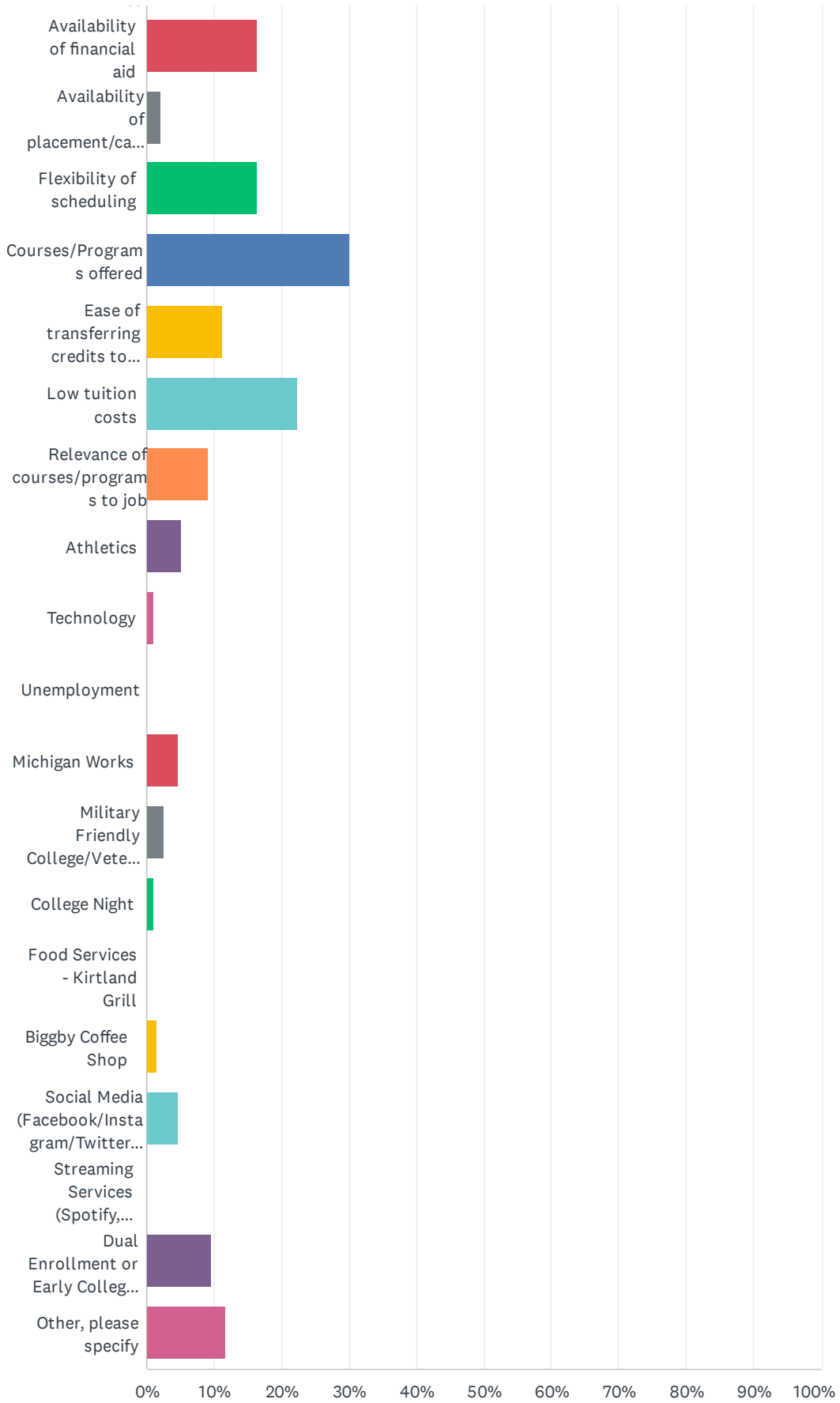


Q1 Who or what influenced your decision to attend Kirtland? Mark all that apply.

Answered: 196 Skipped: 0



Fall 2024 Student Survey



Fall 2024 Student Survey

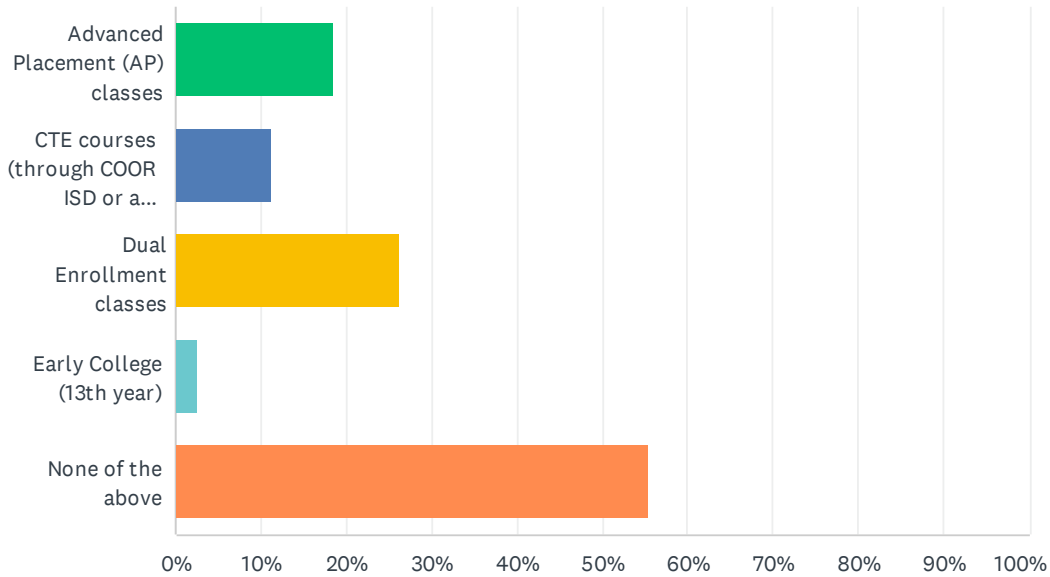
ANSWER CHOICES	RESPONSES	
Friend	15.31%	30
High School Counselor	9.69%	19
High School Teacher	6.12%	12
Parent/Family Member	28.06%	55
Spouse/Partner	9.18%	18
Location/Nearest College	30.61%	60
Affordable	32.14%	63
Employer	6.12%	12
Kirtland Employee/Kirtland Recruiter	5.10%	10
Kirtland Student	7.65%	15
Kirtland website	11.22%	22
TV commercial	1.53%	3
Radio commercial	0.00%	0
Newspaper ad	0.00%	0
Brochure/Postcard	2.04%	4
Academic reputation	5.10%	10
Open admissions policy	2.55%	5
Appearance of grounds/facilities	4.08%	8
Availability of financial aid	16.33%	32
Availability of placement/career counseling	2.04%	4
Flexibility of scheduling	16.33%	32
Courses/Programs offered	30.10%	59
Ease of transferring credits to other school(s)	11.22%	22
Low tuition costs	22.45%	44
Relevance of courses/programs to job	9.18%	18
Athletics	5.10%	10
Technology	1.02%	2
Unemployment	0.00%	0
Michigan Works	4.59%	9
Military Friendly College/Veteran Benefits	2.55%	5
College Night	1.02%	2
Food Services - Kirtland Grill	0.00%	0
Biggby Coffee Shop	1.53%	3

Fall 2024 Student Survey

Social Media (Facebook/Instagram/Twitter/Snapchat, etc.)	4.59%	9
Streaming Services (Spotify, Pandora, Apple Music, SoundCloud and YouTube Music, etc.)	0.00%	0
Dual Enrollment or Early College (High School)	9.69%	19
Other, please specify	11.73%	23
Total Respondents: 196		

Q2 Which of the following did you take advantage of while still in high school?

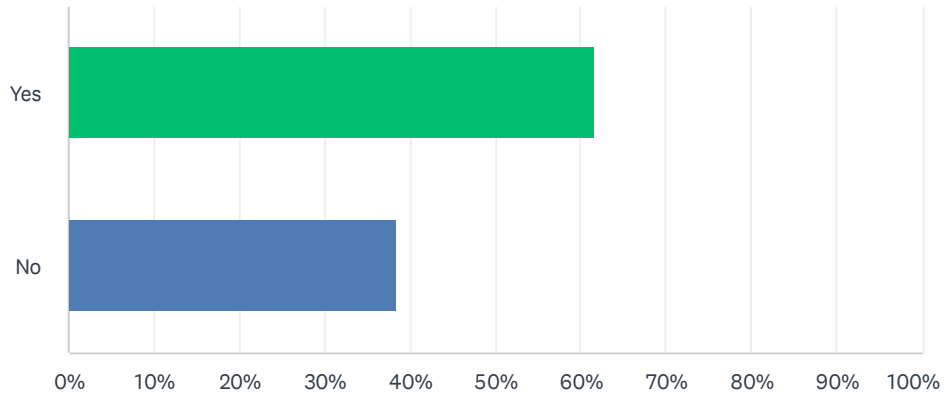
Answered: 195 Skipped: 1



ANSWER CHOICES	RESPONSES	
Advanced Placement (AP) classes	18.46%	36
CTE courses (through COOR ISD or a College)	11.28%	22
Dual Enrollment classes	26.15%	51
Early College (13th year)	2.56%	5
None of the above	55.38%	108
Total Respondents: 195		

Q3 Was Kirtland Community College your first choice to attend?

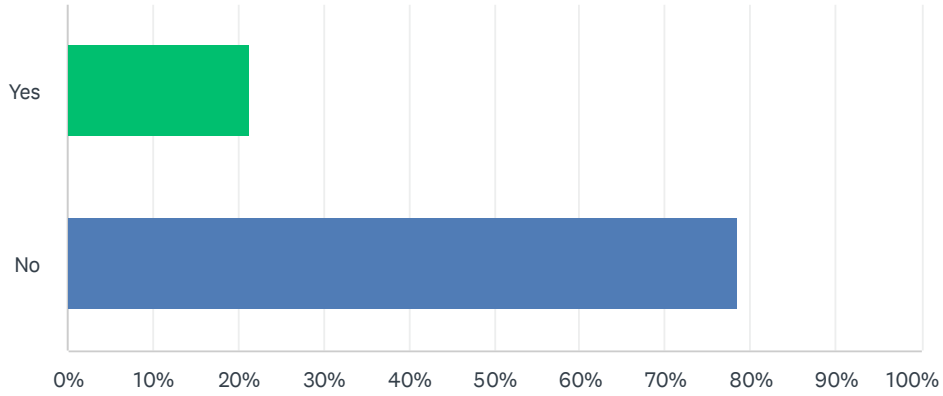
Answered: 195 Skipped: 1



ANSWER CHOICES	RESPONSES	
Yes	61.54%	120
No	38.46%	75
TOTAL		195

Q4 When you applied for admission to Kirtland, did you apply at any other schools?

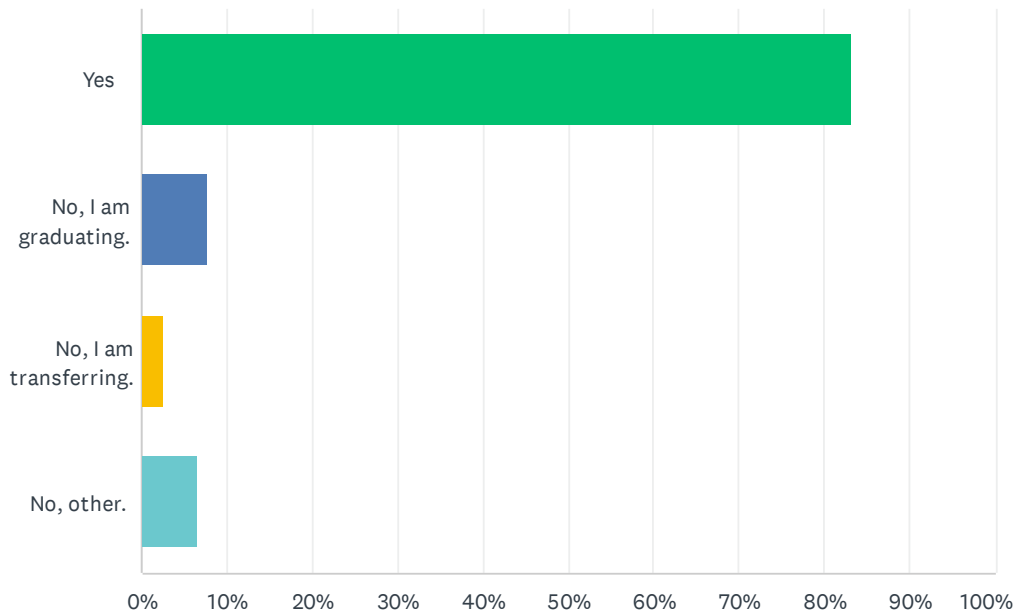
Answered: 196 Skipped: 0



ANSWER CHOICES	RESPONSES	
Yes	21.43%	42
No	78.57%	154
TOTAL		196

Q5 Do you plan to enroll at Kirtland for classes next semester?

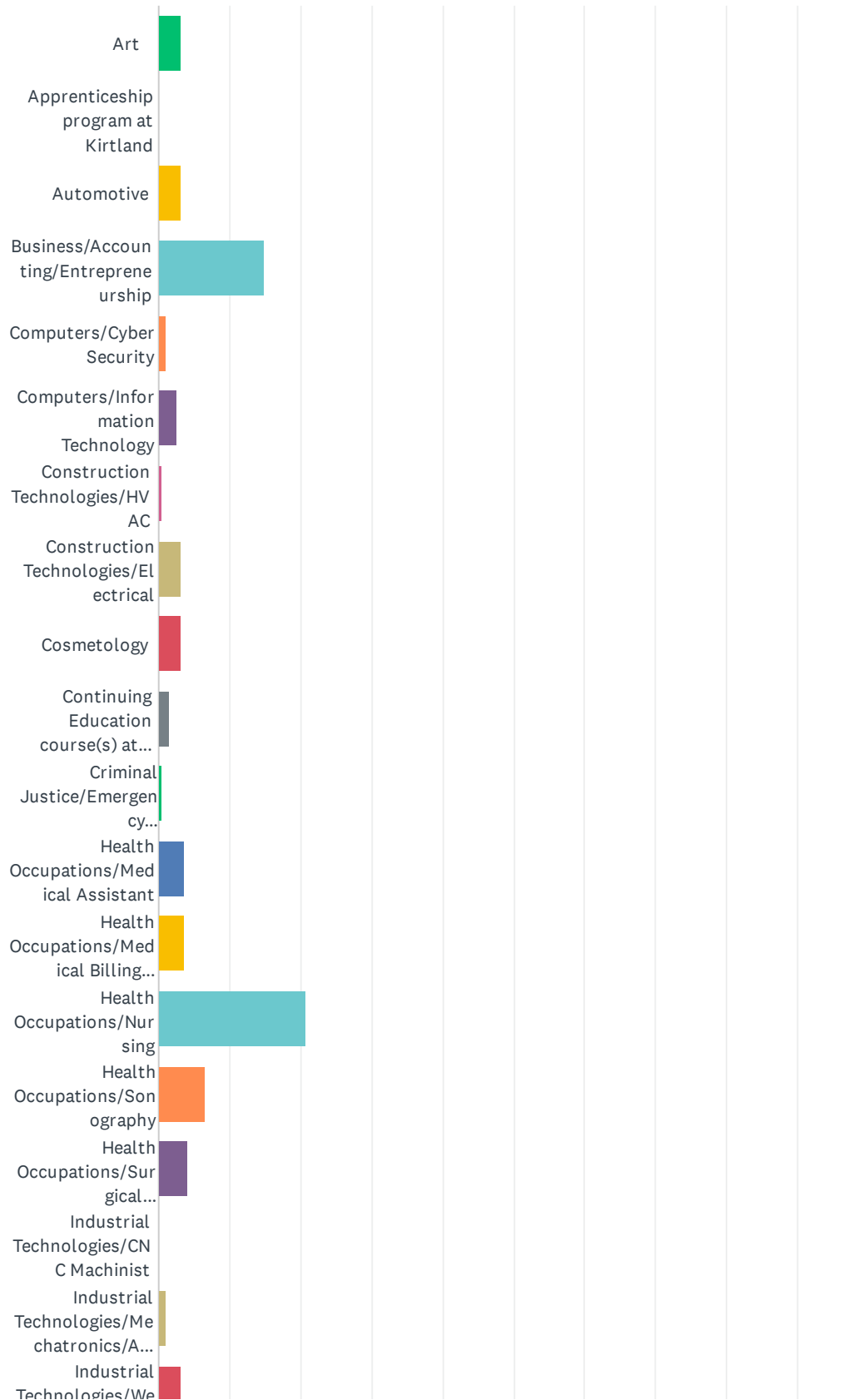
Answered: 195 Skipped: 1



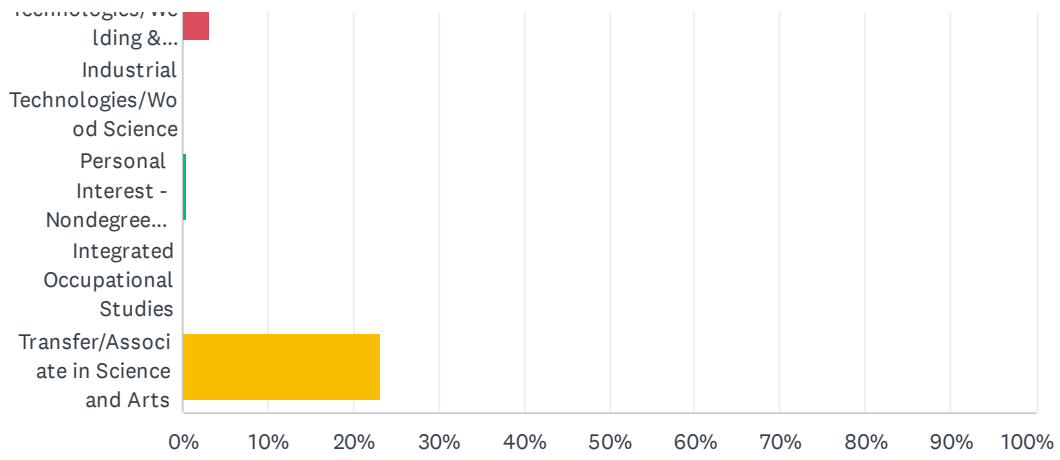
ANSWER CHOICES	RESPONSES	
Yes	83.08%	162
No, I am graduating.	7.69%	15
No, I am transferring.	2.56%	5
No, other.	6.67%	13
TOTAL		195

Q6 What program area are you currently enrolled in?

Answered: 194 Skipped: 2



Fall 2024 Student Survey

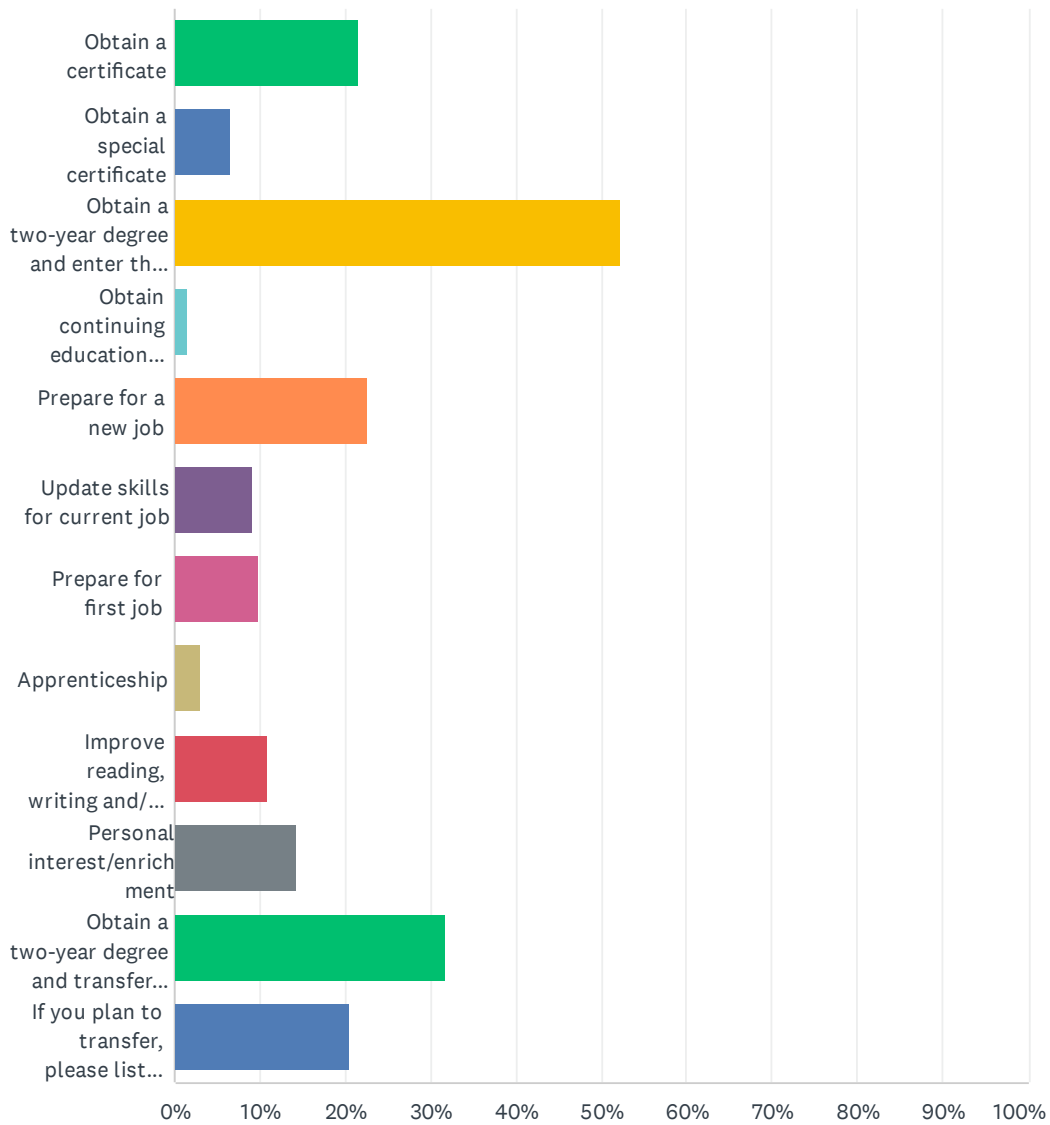


Fall 2024 Student Survey

ANSWER CHOICES	RESPONSES	
Art	3.09%	6
Apprenticeship program at Kirtland	0.00%	0
Automotive	3.09%	6
Business/Accounting/Entrepreneurship	14.95%	29
Computers/Cyber Security	1.03%	2
Computers/Information Technology	2.58%	5
Construction Technologies/HVAC	0.52%	1
Construction Technologies/Electrical	3.09%	6
Cosmetology	3.09%	6
Continuing Education course(s) at Kirtland	1.55%	3
Criminal Justice/Emergency Services/Police Academy	0.52%	1
Health Occupations/Medical Assistant	3.61%	7
Health Occupations/Medical Billing & Coding	3.61%	7
Health Occupations/Nursing	20.62%	40
Health Occupations/Sonography	6.70%	13
Health Occupations/Surgical Technology	4.12%	8
Industrial Technologies/CNC Machinist	0.00%	0
Industrial Technologies/Mechatronics/Automation & Controls	1.03%	2
Industrial Technologies/Welding & Fabricating	3.09%	6
Industrial Technologies/Wood Science	0.00%	0
Personal Interest - Nondegree Seeking	0.52%	1
Integrated Occupational Studies	0.00%	0
Transfer/Associate in Science and Arts	23.20%	45
TOTAL		194

Q7 What is your goal in attending Kirtland? Mark all that apply.

Answered: 195 Skipped: 1

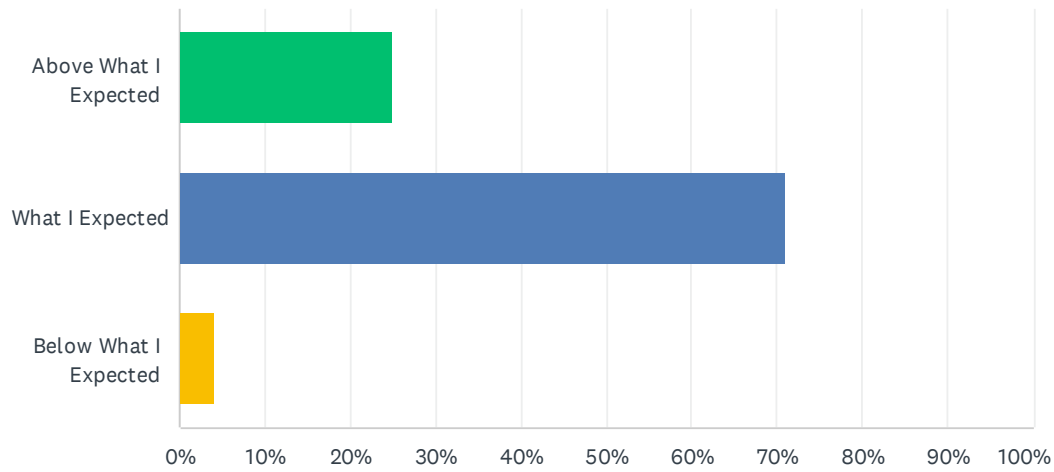


Fall 2024 Student Survey

ANSWER CHOICES	RESPONSES	
Obtain a certificate	21.54%	42
Obtain a special certificate	6.67%	13
Obtain a two-year degree and enter the workforce	52.31%	102
Obtain continuing education credit (CEU)	1.54%	3
Prepare for a new job	22.56%	44
Update skills for current job	9.23%	18
Prepare for first job	9.74%	19
Apprenticeship	3.08%	6
Improve reading, writing and/or math skills	10.77%	21
Personal interest/enrichment	14.36%	28
Obtain a two-year degree and transfer to a 4-year college	31.79%	62
If you plan to transfer, please list which college?	20.51%	40
Total Respondents: 195		

Q8 Is the level of academic challenge at Kirtland what you expected?

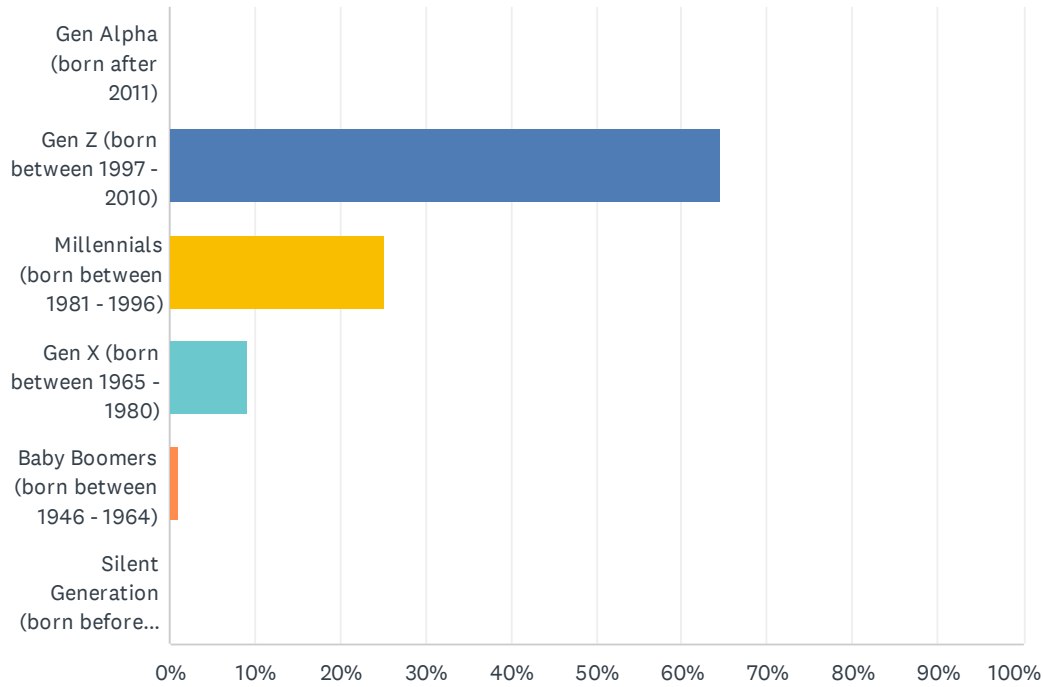
Answered: 193 Skipped: 3



ANSWER CHOICES	RESPONSES	
Above What I Expected	24.87%	48
What I Expected	70.98%	137
Below What I Expected	4.15%	8
TOTAL		193

Q9 To which generation do you belong?

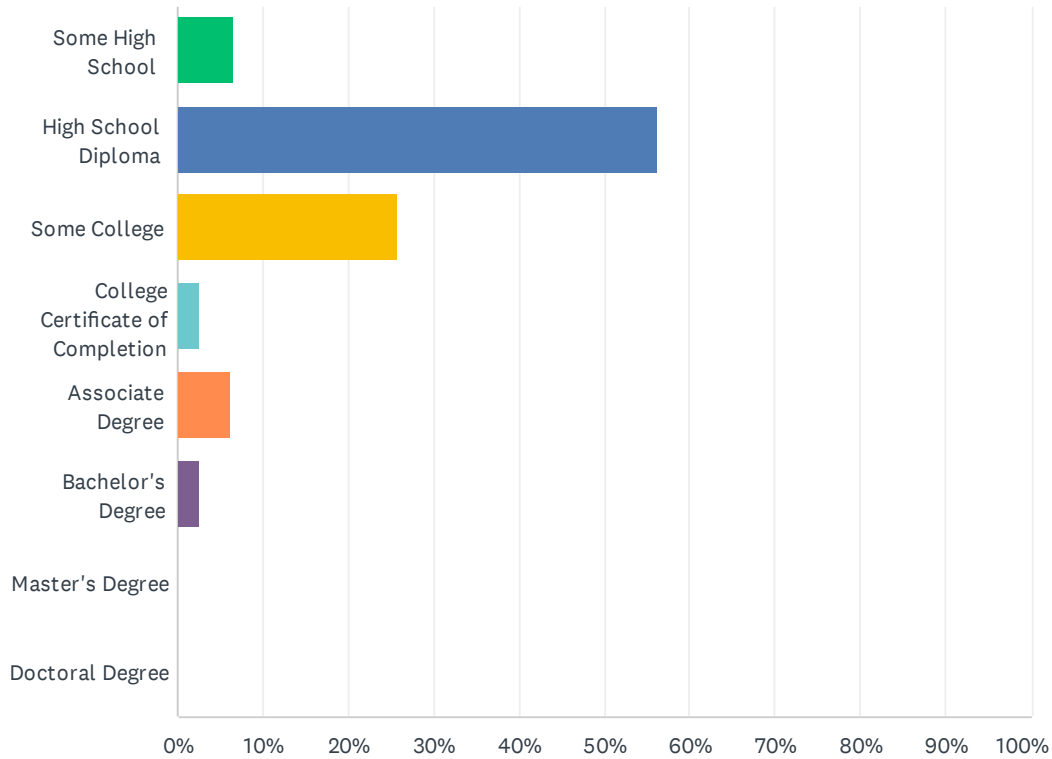
Answered: 195 Skipped: 1



ANSWER CHOICES	RESPONSES	
Gen Alpha (born after 2011)	0.00%	0
Gen Z (born between 1997 - 2010)	64.62%	126
Millennials (born between 1981 - 1996)	25.13%	49
Gen X (born between 1965 - 1980)	9.23%	18
Baby Boomers (born between 1946 - 1964)	1.03%	2
Silent Generation (born before 1945)	0.00%	0
TOTAL		195

Q10 What is the highest level of education you received prior to enrolling at Kirtland?

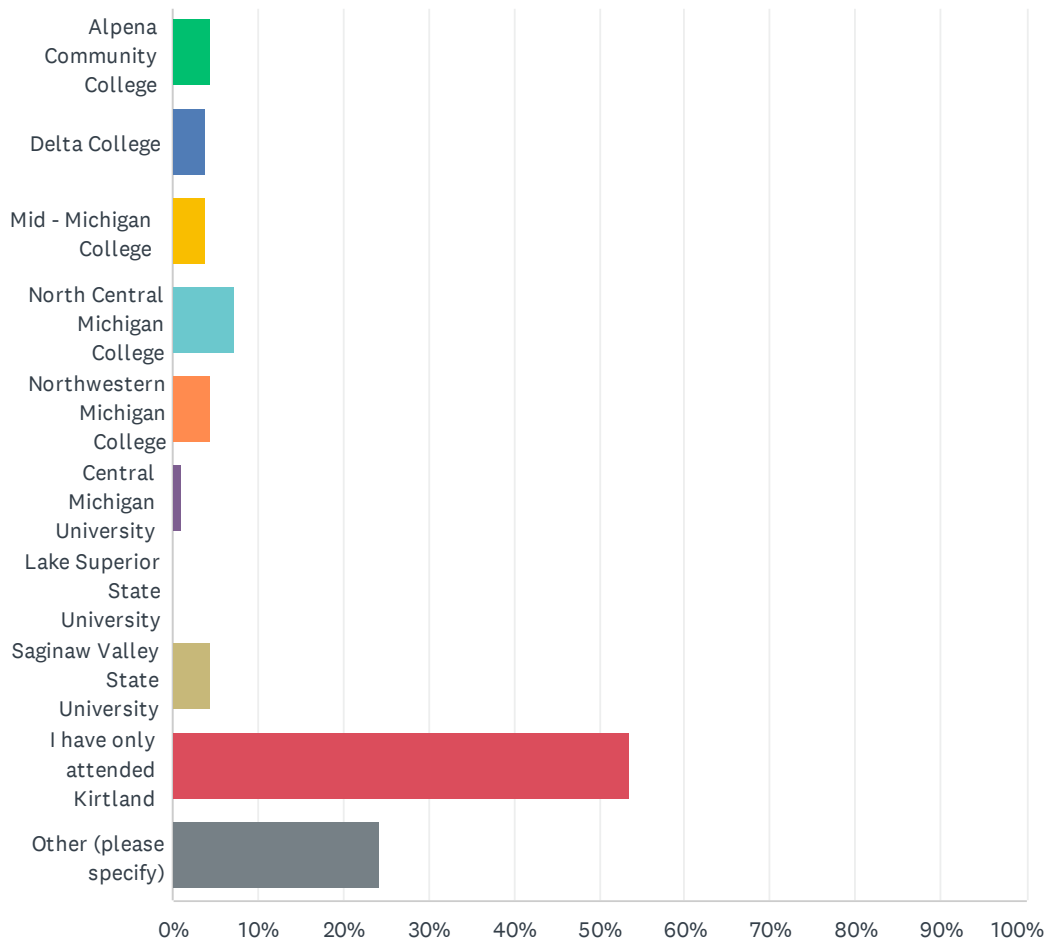
Answered: 194 Skipped: 2



ANSWER CHOICES	RESPONSES	
Some High School	6.70%	13
High School Diploma	56.19%	109
Some College	25.77%	50
College Certificate of Completion	2.58%	5
Associate Degree	6.19%	12
Bachelor's Degree	2.58%	5
Master's Degree	0.00%	0
Doctoral Degree	0.00%	0
TOTAL		194

Q11 What other colleges have you attended since graduating high school? Mark all that apply.

Answered: 181 Skipped: 15

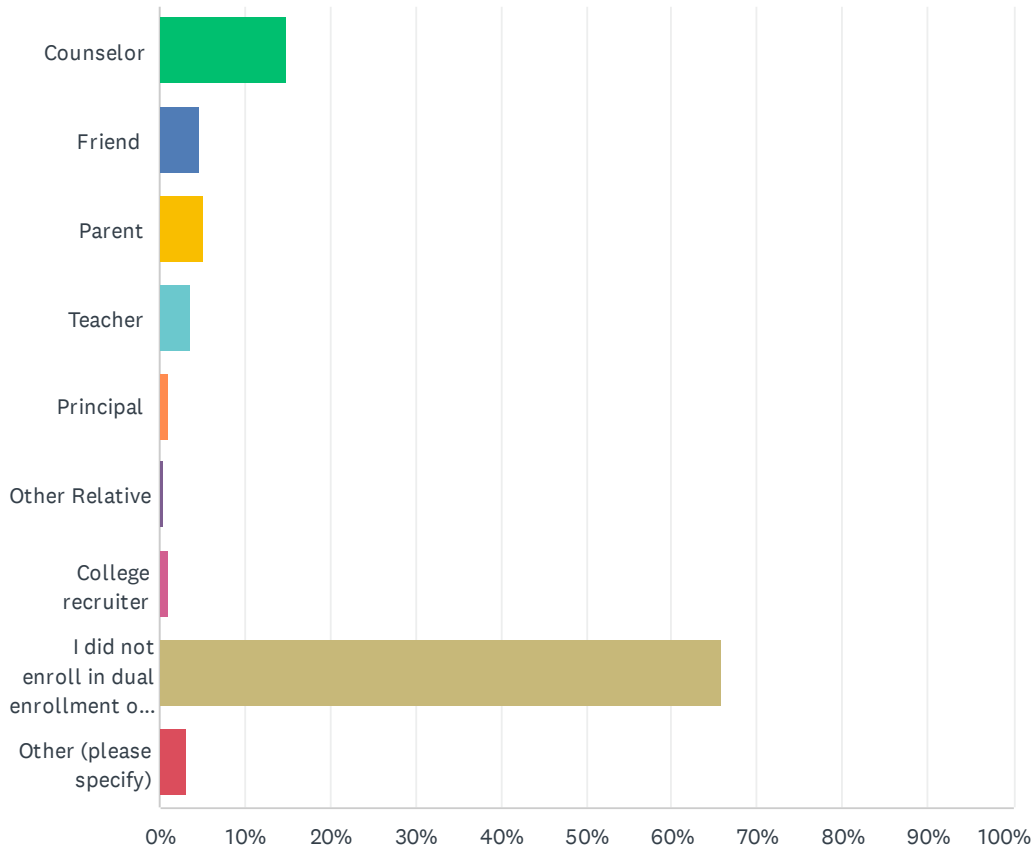


Fall 2024 Student Survey

ANSWER CHOICES	RESPONSES	
Alpena Community College	4.42%	8
Delta College	3.87%	7
Mid - Michigan College	3.87%	7
North Central Michigan College	7.18%	13
Northwestern Michigan College	4.42%	8
Central Michigan University	1.10%	2
Lake Superior State University	0.00%	0
Saginaw Valley State University	4.42%	8
I have only attended Kirtland	53.59%	97
Other (please specify)	24.31%	44
Total Respondents: 181		

Q12 How did you learn about dual enrollment or who encouraged you to enroll in a Kirtland course while still in high school?

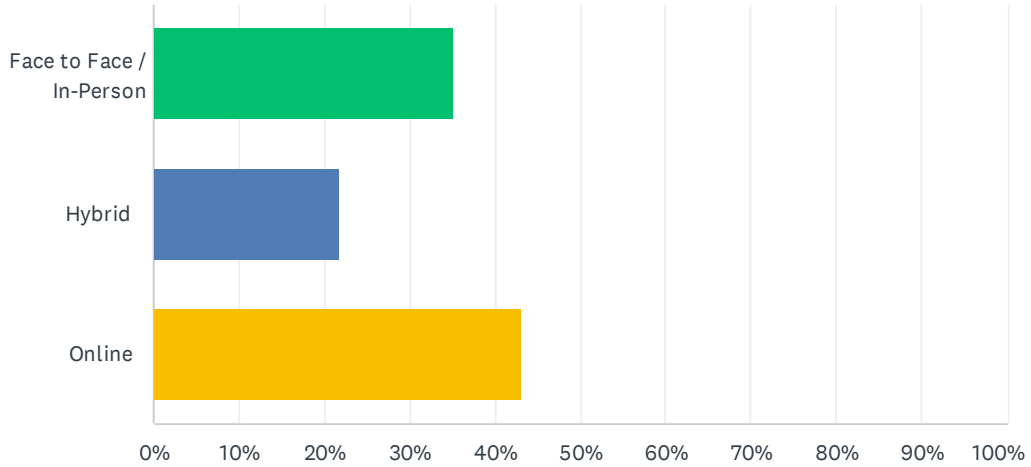
Answered: 194 Skipped: 2



ANSWER CHOICES	RESPONSES	
Counselor	14.95%	29
Friend	4.64%	9
Parent	5.15%	10
Teacher	3.61%	7
Principal	1.03%	2
Other Relative	0.52%	1
College recruiter	1.03%	2
I did not enroll in dual enrollment or college while in high school	65.98%	128
Other (please specify)	3.09%	6
TOTAL		194

Q13 Reflecting on your Kirtland experience, which course delivery method do you prefer?

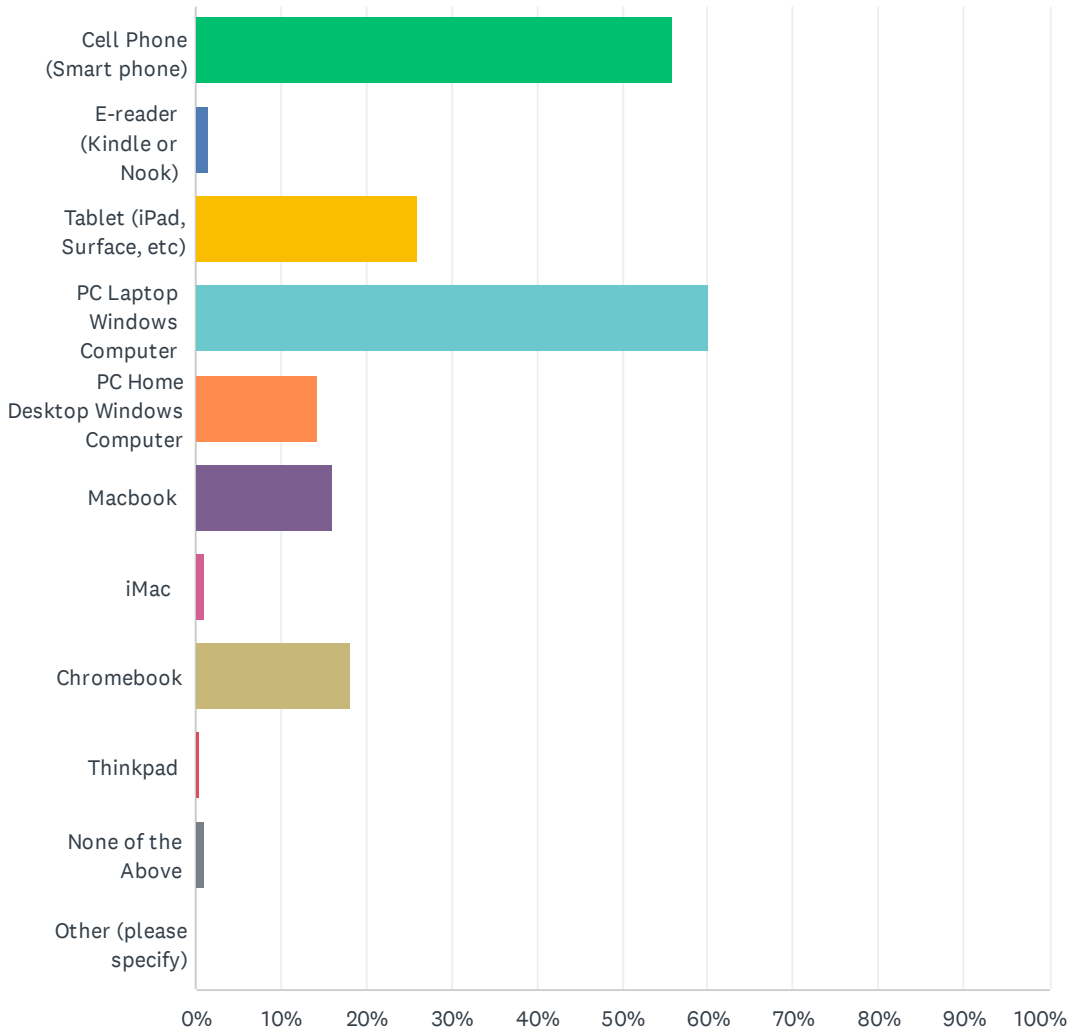
Answered: 188 Skipped: 8



ANSWER CHOICES	RESPONSES	
Face to Face / In-Person	35.11%	66
Hybrid	21.81%	41
Online	43.09%	81
TOTAL		188

Q14 Which type of device(s), if any, do you primarily use for classwork, research, and communication?

Answered: 188 Skipped: 8

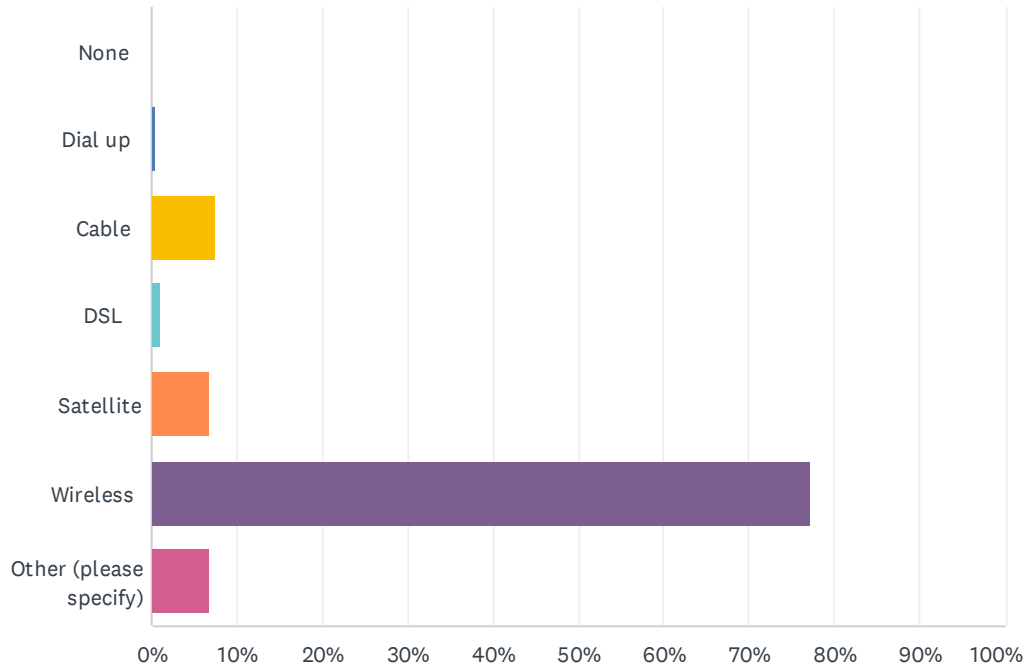


Fall 2024 Student Survey

ANSWER CHOICES	RESPONSES	
Cell Phone (Smart phone)	55.85%	105
E-reader (Kindle or Nook)	1.60%	3
Tablet (iPad, Surface, etc)	26.06%	49
PC Laptop Windows Computer	60.11%	113
PC Home Desktop Windows Computer	14.36%	27
Macbook	15.96%	30
iMac	1.06%	2
Chromebook	18.09%	34
Thinkpad	0.53%	1
None of the Above	1.06%	2
Other (please specify)	0.00%	0
Total Respondents: 188		

Q15 Please select the type of Internet access you have at home?

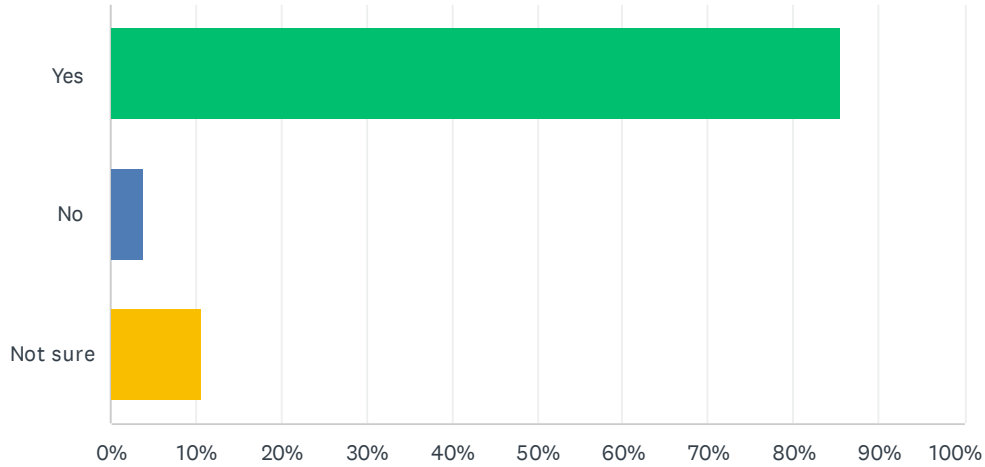
Answered: 189 Skipped: 7



ANSWER CHOICES	RESPONSES	
None	0.00%	0
Dial up	0.53%	1
Cable	7.41%	14
DSL	1.06%	2
Satellite	6.88%	13
Wireless	77.25%	146
Other (please specify)	6.88%	13
TOTAL		189

Q16 Do you, as a Kirtland student, feel there are pathways that are readily accessible and available to you for expressing complaints?

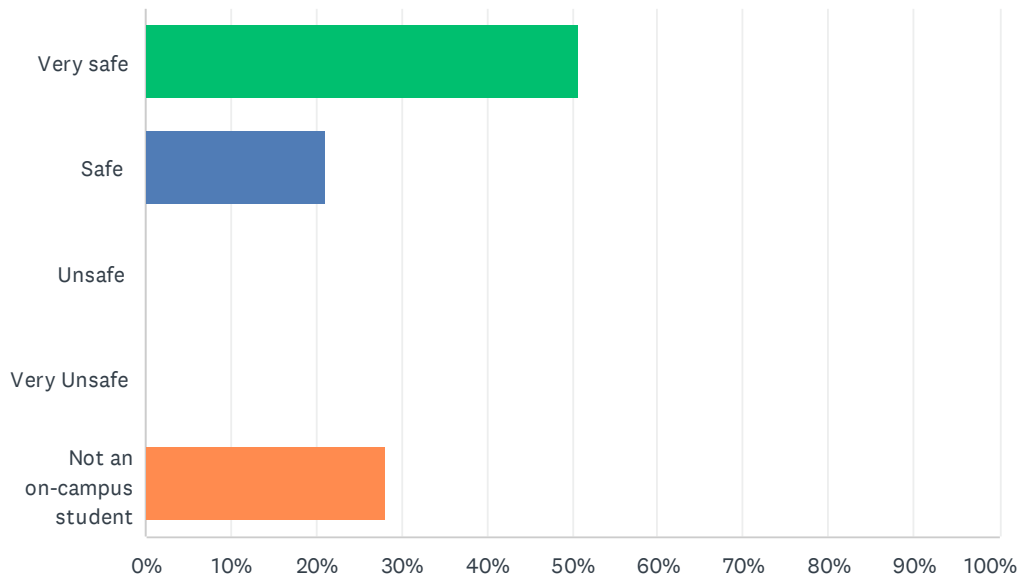
Answered: 187 Skipped: 9



ANSWER CHOICES	RESPONSES	
Yes	85.56%	160
No	3.74%	7
Not sure	10.70%	20
TOTAL		187

Q17 How safe do you, as a Kirtland student, feel while on campus?

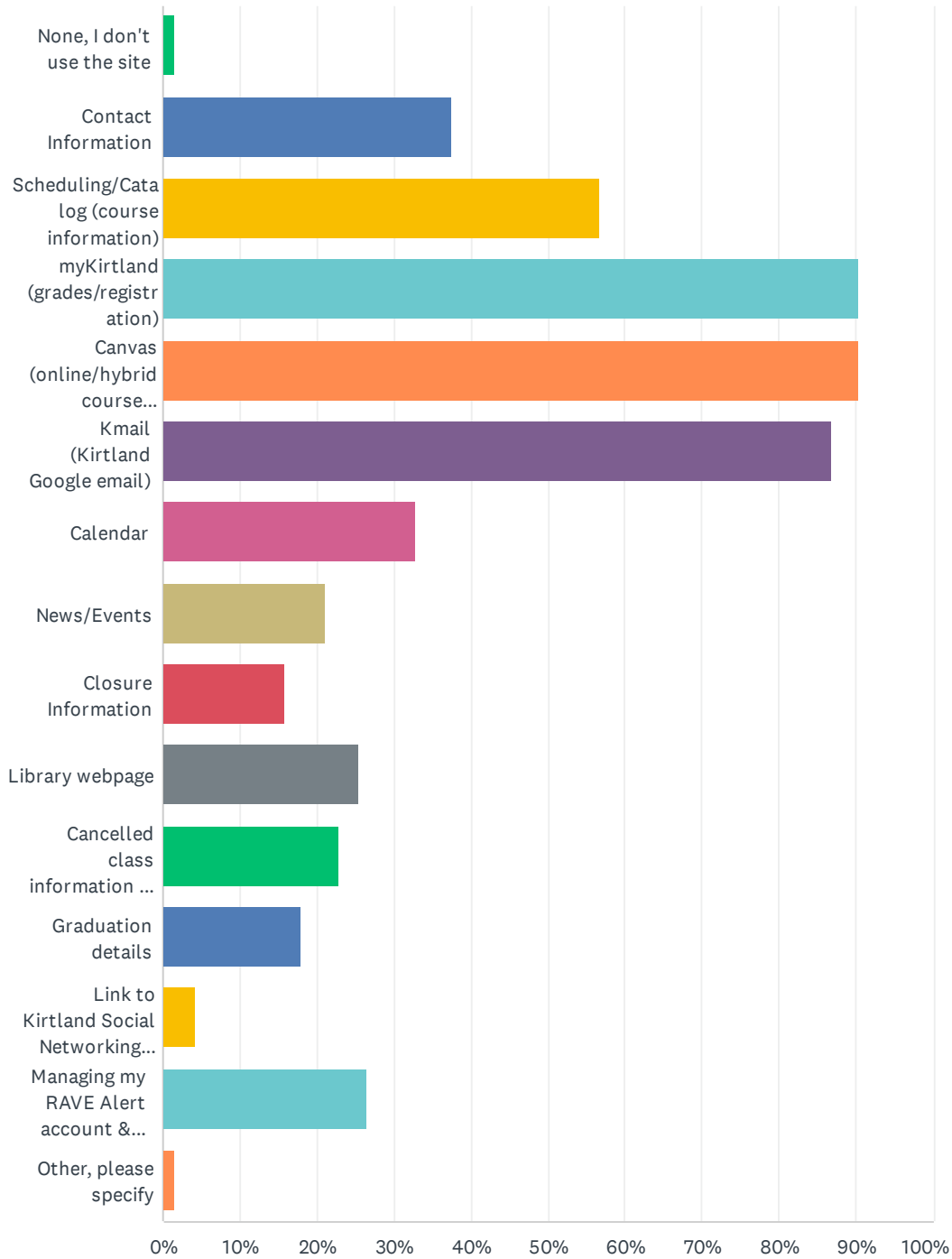
Answered: 189 Skipped: 7



ANSWER CHOICES	RESPONSES	
Very safe	50.79%	96
Safe	21.16%	40
Unsafe	0.00%	0
Very Unsafe	0.00%	0
Not an on-campus student	28.04%	53
TOTAL		189

Q18 Which services do you use the Kirtland website for? Mark all that apply.

Answered: 189 Skipped: 7

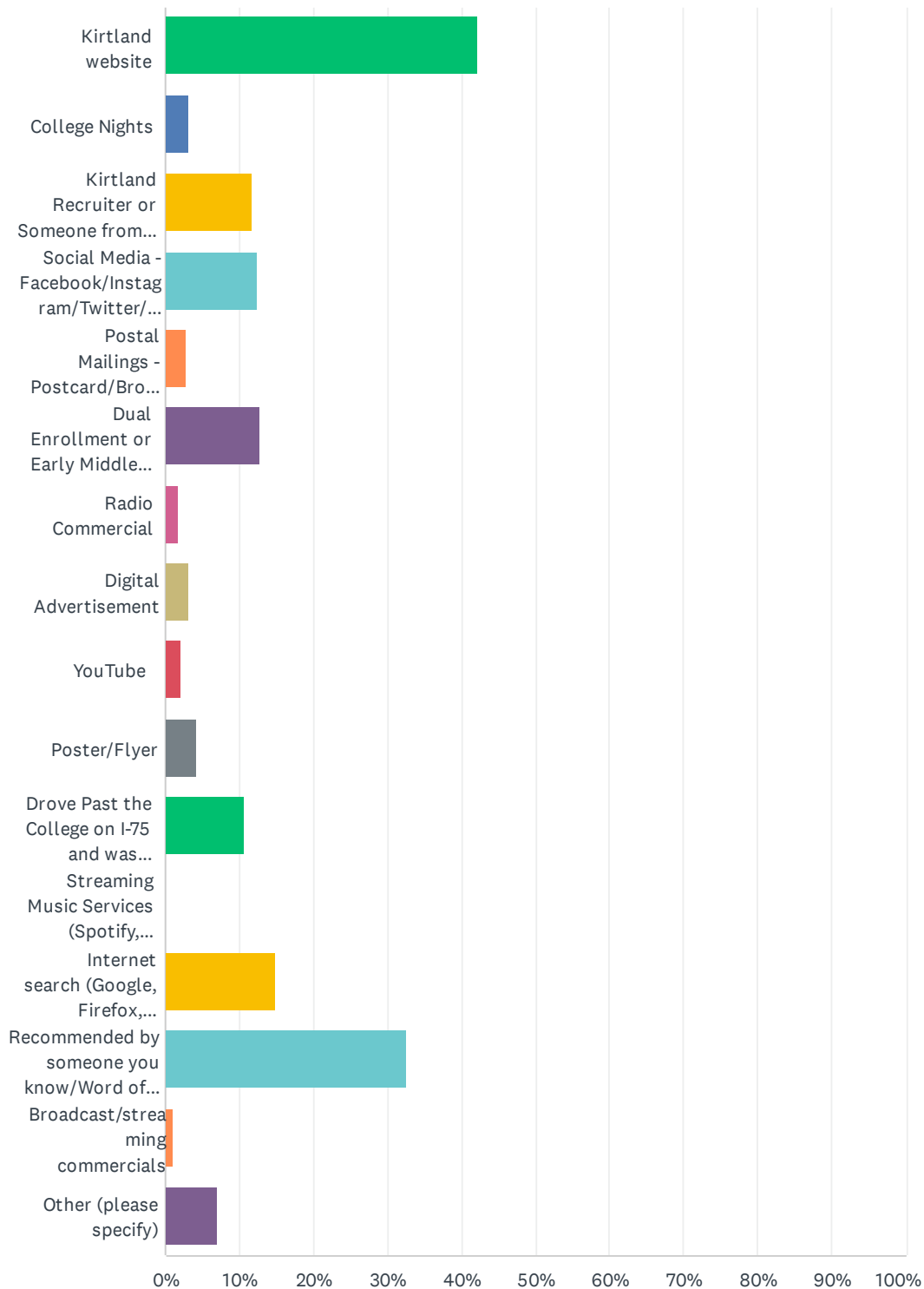


Fall 2024 Student Survey

ANSWER CHOICES	RESPONSES	
None, I don't use the site	1.59%	3
Contact Information	37.57%	71
Scheduling/Catalog (course information)	56.61%	107
myKirtland (grades/registration)	90.48%	171
Canvas (online/hybrid course delivery)	90.48%	171
Kmail (Kirtland Google email)	86.77%	164
Calendar	32.80%	62
News/Events	21.16%	40
Closure Information	15.87%	30
Library webpage	25.40%	48
Cancelled class information in myKirtland or Canvas	22.75%	43
Graduation details	17.99%	34
Link to Kirtland Social Networking pages	4.23%	8
Managing my RAVE Alert account & information	26.46%	50
Other, please specify	1.59%	3
Total Respondents: 189		

Q19 From what marketing tool did you first learn about Kirtland? Mark all that apply.

Answered: 187 Skipped: 9

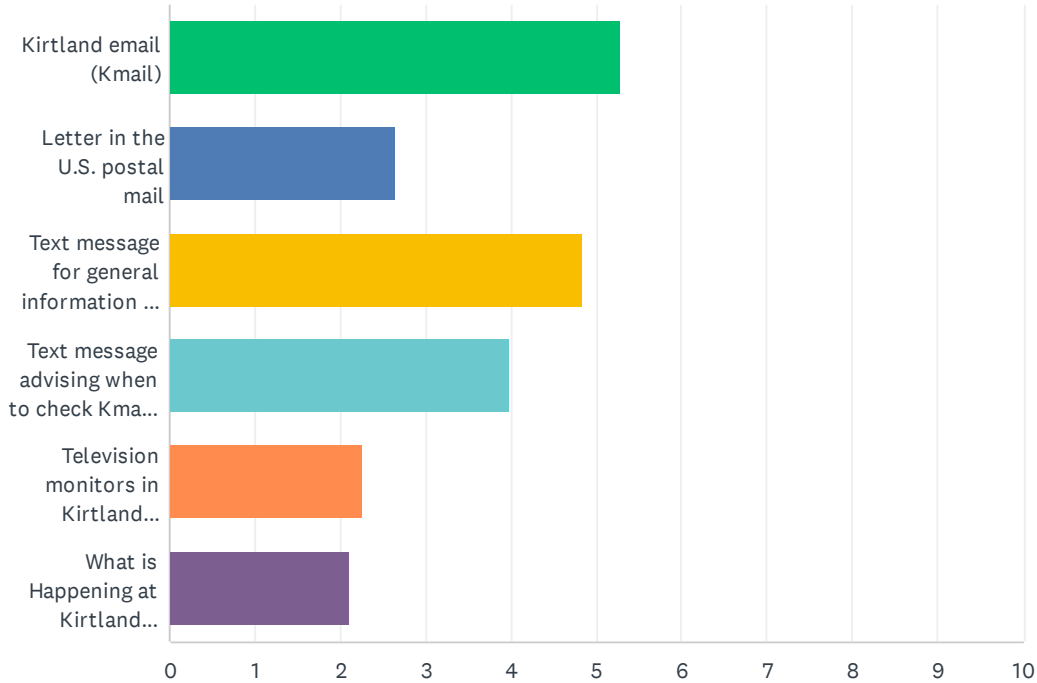


Fall 2024 Student Survey

ANSWER CHOICES	RESPONSES	
Kirtland website	42.25%	79
College Nights	3.21%	6
Kirtland Recruiter or Someone from Kirtland visited my high school	11.76%	22
Social Media - Facebook/Instagram/Twitter/Snapchat, etc.	12.30%	23
Postal Mailings - Postcard/Brochure	2.67%	5
Dual Enrollment or Early Middle College (High School)	12.83%	24
Radio Commercial	1.60%	3
Digital Advertisement	3.21%	6
YouTube	2.14%	4
Poster/Flyer	4.28%	8
Drove Past the College on I-75 and was interested	10.70%	20
Streaming Music Services (Spotify, Pandora, Apple Music, SoundCloud, YouTube Music, etc.)	0.00%	0
Internet search (Google, Firefox, Safari, etc.)	14.97%	28
Recommended by someone you know/Word of mouth (high school teacher/counselor, employer, family, friends, etc.)	32.62%	61
Broadcast/streaming commercials	1.07%	2
Other (please specify)	6.95%	13
Total Respondents: 187		

Q20 Rank the following choices for receiving messages from Kirtland (college-related communication not including RAVE security alerts). 1 = most preferred, 6 = least preferred

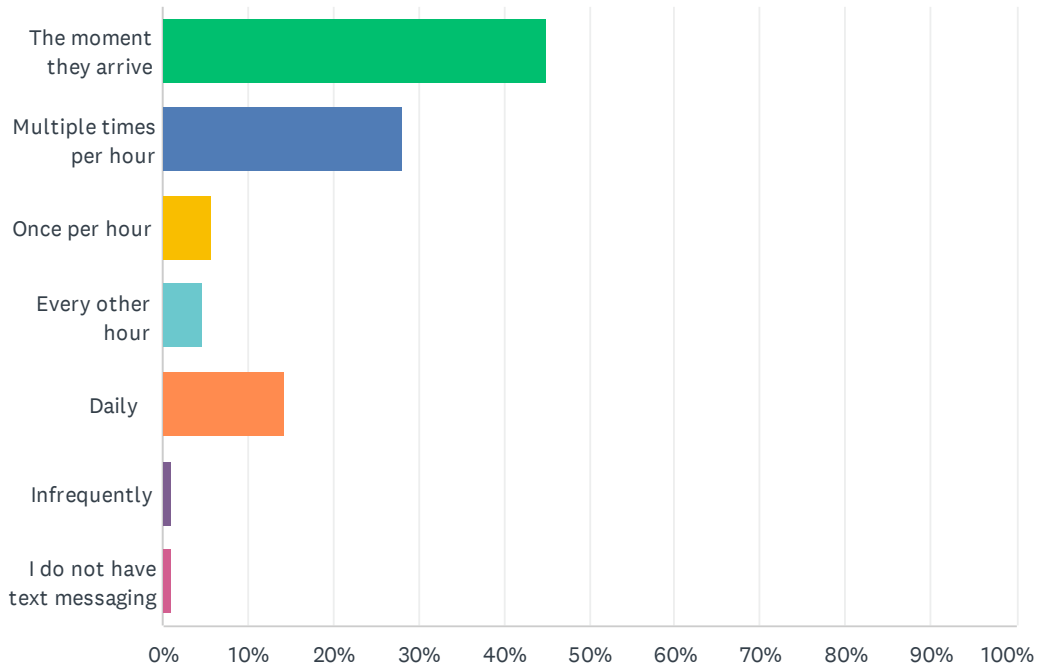
Answered: 187 Skipped: 9



	1	2	3	4	5	6	TOTAL	SCORE
Kirtland email (Kmail)	56.50% 100	25.99% 46	12.43% 22	1.69% 3	0.56% 1	2.82% 5	177	5.28
Letter in the U.S. postal mail	5.11% 9	9.66% 17	9.66% 17	31.25% 55	7.95% 14	36.36% 64	176	2.64
Text message for general information and reminders	29.94% 53	40.68% 72	19.21% 34	5.65% 10	2.26% 4	2.26% 4	177	4.84
Text message advising when to check Kmail for communications and information from Kirtland	9.78% 18	18.48% 34	45.11% 83	18.48% 34	3.80% 7	4.35% 8	184	3.99
Television monitors in Kirtland buildings	1.14% 2	2.27% 4	5.11% 9	22.16% 39	52.27% 92	17.05% 30	176	2.27
What is Happening at Kirtland "bathroom wall" flyers	2.20% 4	2.75% 5	6.59% 12	19.78% 36	30.22% 55	38.46% 70	182	2.12

Q21 How frequently do you check your text messages?

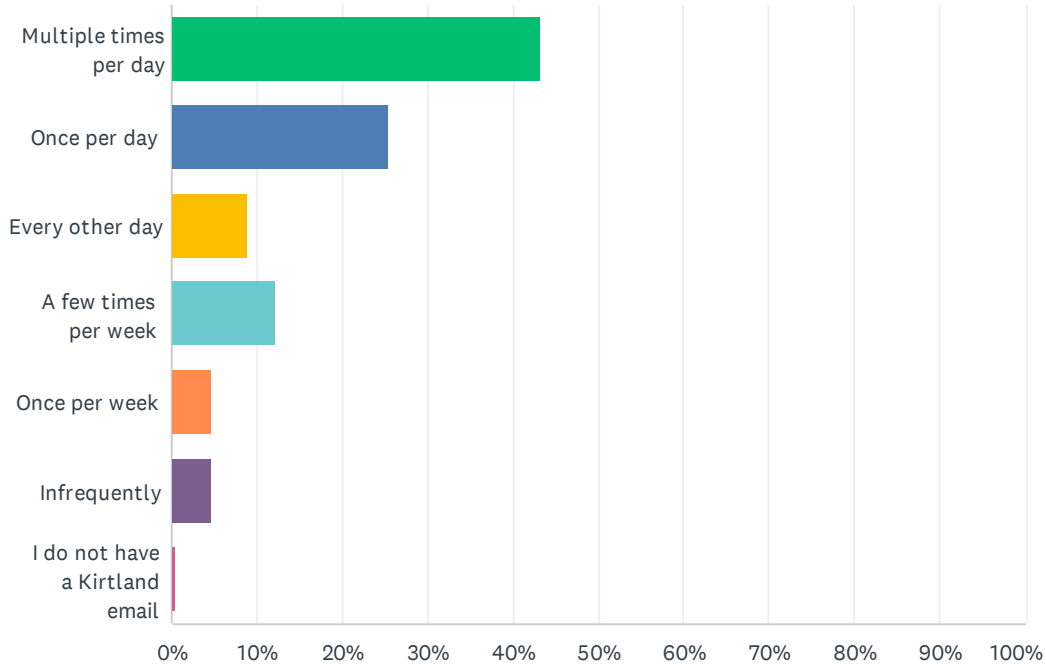
Answered: 189 Skipped: 7



ANSWER CHOICES	RESPONSES	
The moment they arrive	44.97%	85
Multiple times per hour	28.04%	53
Once per hour	5.82%	11
Every other hour	4.76%	9
Daily	14.29%	27
Infrequently	1.06%	2
I do not have text messaging	1.06%	2
TOTAL		189

Q22 How frequently do you check your Kirtland email (*****@kirtland.edu)?

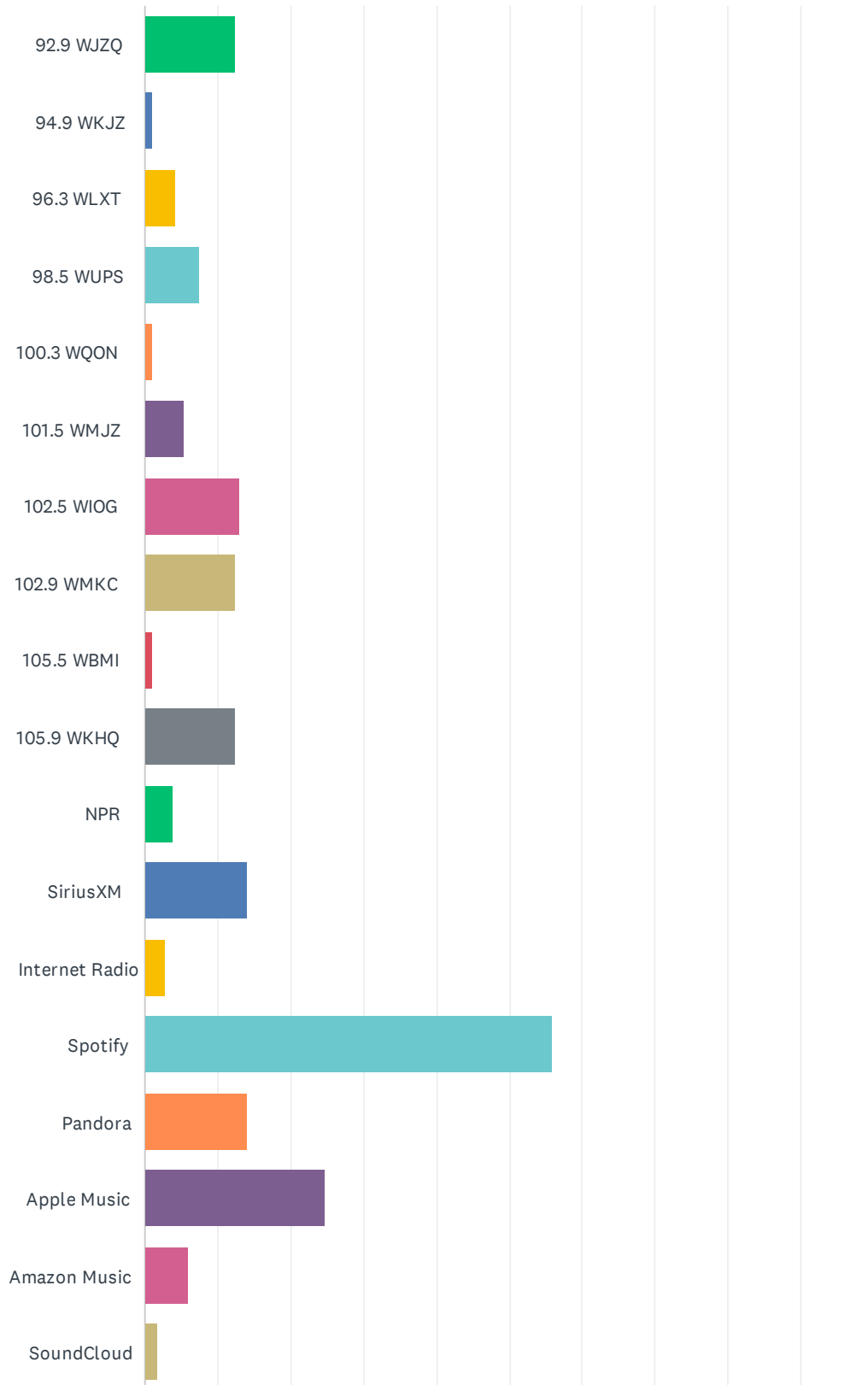
Answered: 189 Skipped: 7



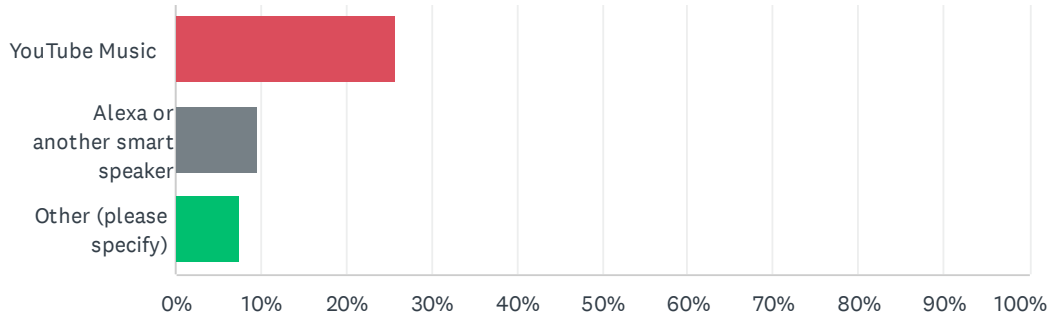
ANSWER CHOICES	RESPONSES	
Multiple times per day	43.39%	82
Once per day	25.40%	48
Every other day	8.99%	17
A few times per week	12.17%	23
Once per week	4.76%	9
Infrequently	4.76%	9
I do not have a Kirtland email	0.53%	1
TOTAL		189

Q23 What radio stations or music streaming services do you regularly listen to? Mark all that apply.

Answered: 186 Skipped: 10



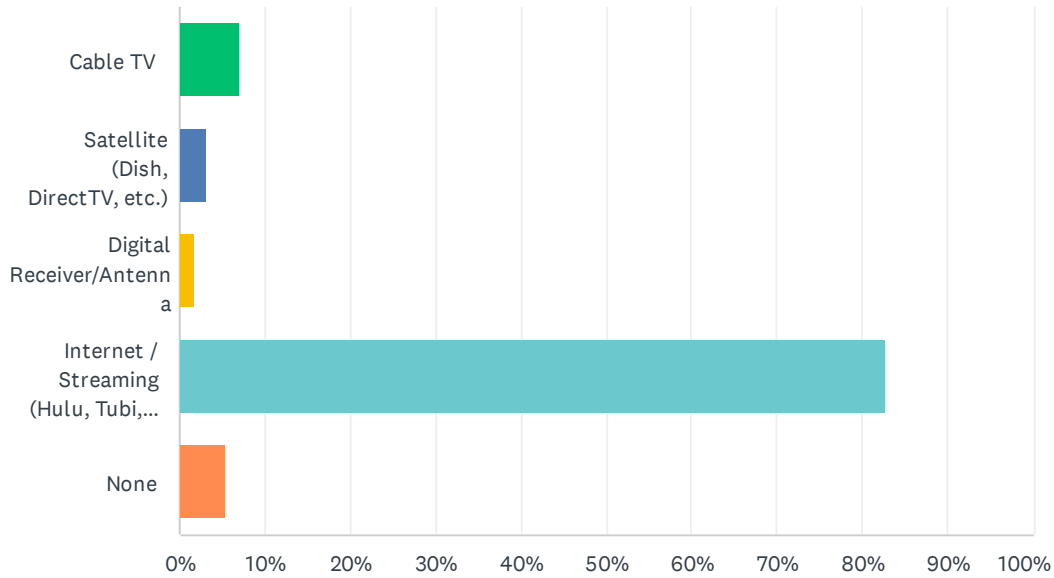
Fall 2024 Student Survey



ANSWER CHOICES	RESPONSES	
92.9 WJZQ	12.37%	23
94.9 WKJZ	1.08%	2
96.3 WLXT	4.30%	8
98.5 WUPS	7.53%	14
100.3 WQON	1.08%	2
101.5 WMJZ	5.38%	10
102.5 WIOG	12.90%	24
102.9 WMKC	12.37%	23
105.5 WBMI	1.08%	2
105.9 WKHQ	12.37%	23
NPR	3.76%	7
SiriusXM	13.98%	26
Internet Radio	2.69%	5
Spotify	55.91%	104
Pandora	13.98%	26
Apple Music	24.73%	46
Amazon Music	5.91%	11
SoundCloud	1.61%	3
YouTube Music	25.81%	48
Alexa or another smart speaker	9.68%	18
Other (please specify)	7.53%	14
Total Respondents: 186		

Q24 How do you get television access?

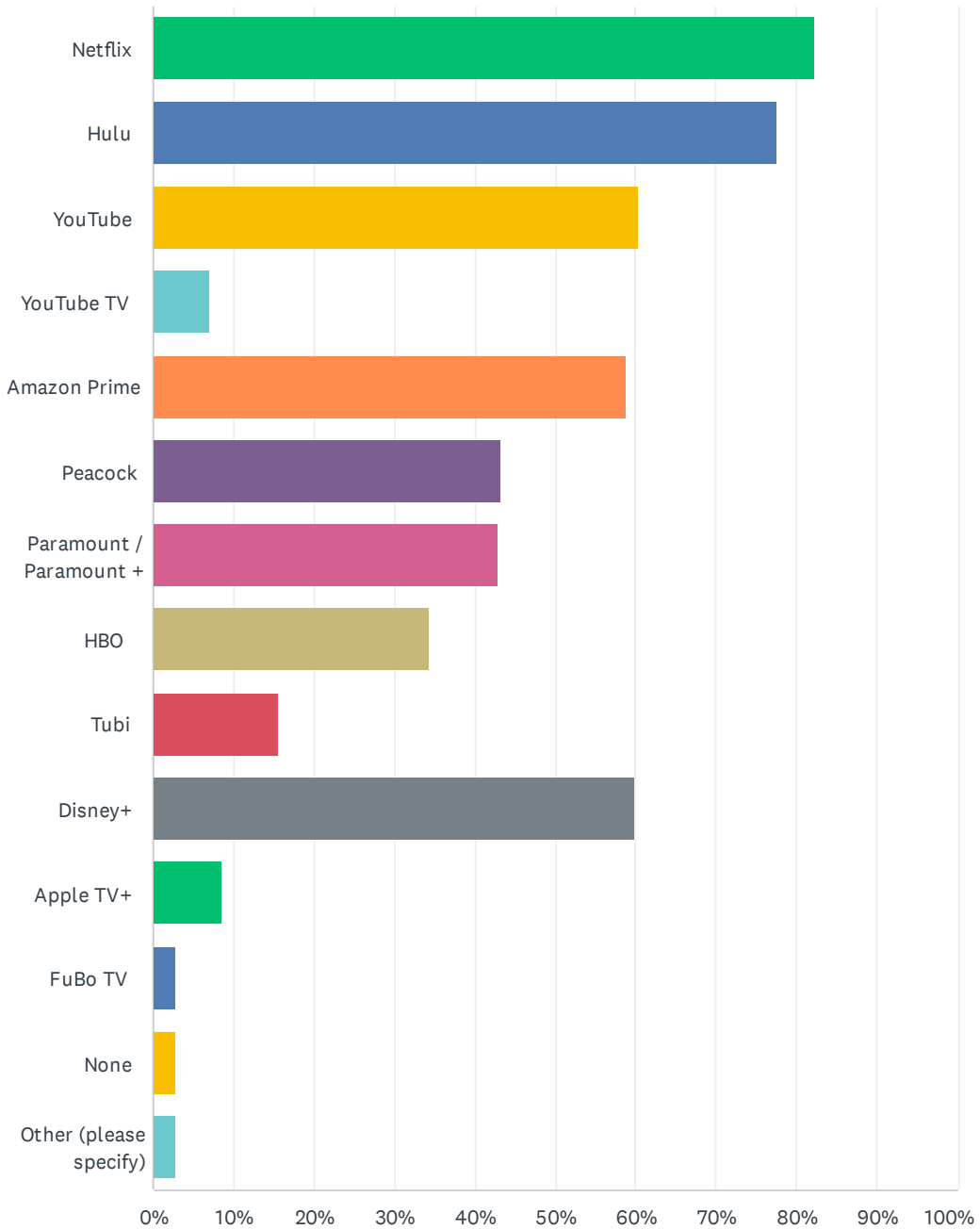
Answered: 186 Skipped: 10



ANSWER CHOICES	RESPONSES	
Cable TV	6.99%	13
Satellite (Dish, DirectTV, etc.)	3.23%	6
Digital Receiver/Antenna	1.61%	3
Internet / Streaming (Hulu, Tubi, Prime, etc.)	82.80%	154
None	5.38%	10
TOTAL		186

Q25 What streaming services do you watch? Mark all that apply.

Answered: 187 Skipped: 9

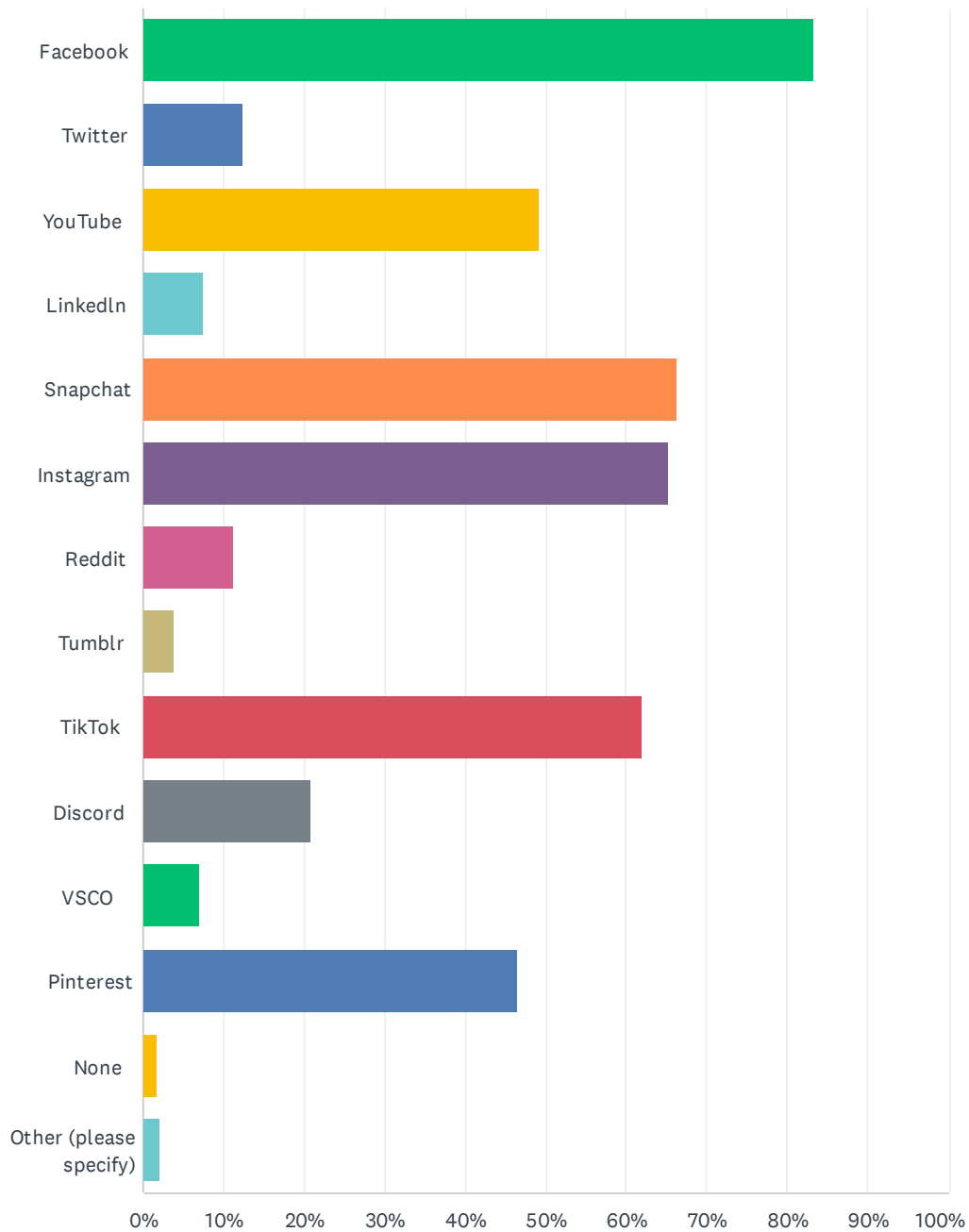


Fall 2024 Student Survey

ANSWER CHOICES	RESPONSES	
Netflix	82.35%	154
Hulu	77.54%	145
YouTube	60.43%	113
YouTube TV	6.95%	13
Amazon Prime	58.82%	110
Peacock	43.32%	81
Paramount / Paramount +	42.78%	80
HBO	34.22%	64
Tubi	15.51%	29
Disney+	59.89%	112
Apple TV+	8.56%	16
FuBo TV	2.67%	5
None	2.67%	5
Other (please specify)	2.67%	5
Total Respondents: 187		

Q26 What social networks do you belong to and use? Mark all that apply.

Answered: 187 Skipped: 9

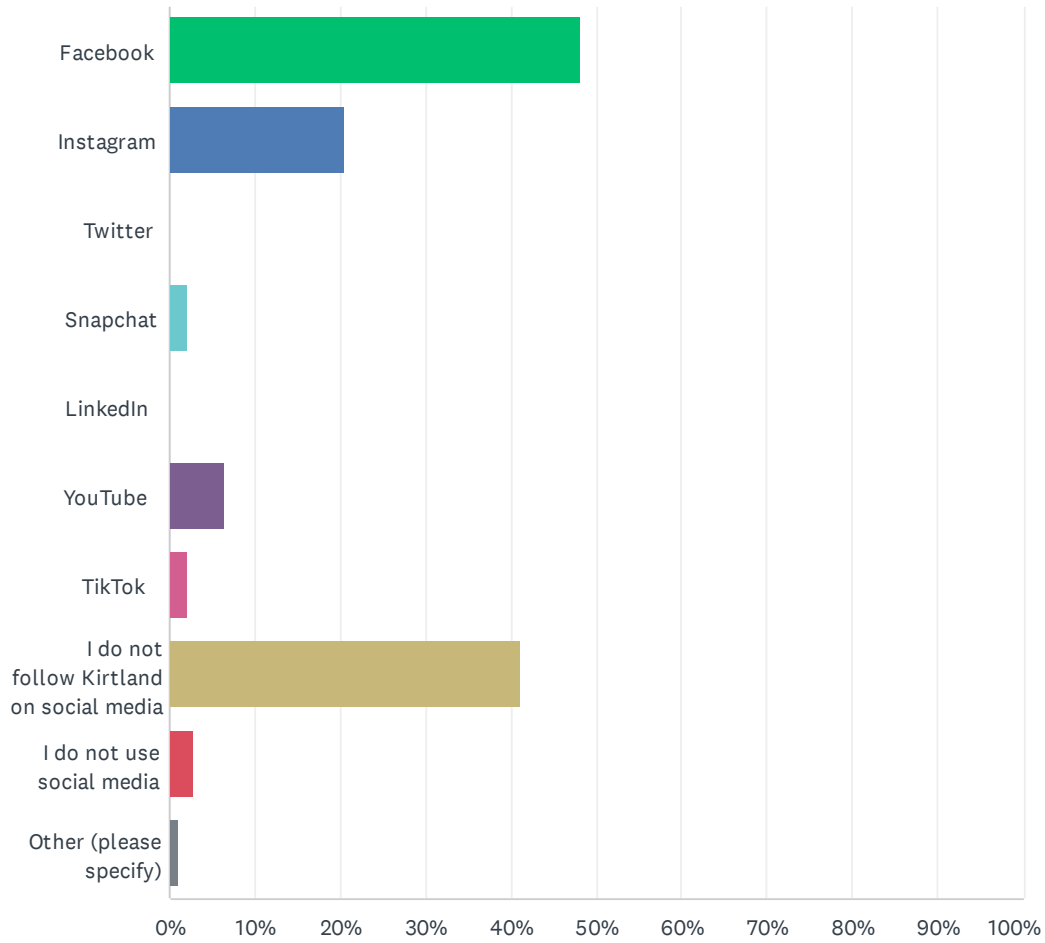


Fall 2024 Student Survey

ANSWER CHOICES	RESPONSES	
Facebook	83.42%	156
Twitter	12.30%	23
YouTube	49.20%	92
LinkedIn	7.49%	14
Snapchat	66.31%	124
Instagram	65.24%	122
Reddit	11.23%	21
Tumblr	3.74%	7
TikTok	62.03%	116
Discord	20.86%	39
VSCO	6.95%	13
Pinterest	46.52%	87
None	1.60%	3
Other (please specify)	2.14%	4
Total Respondents: 187		

Q27 On which social media platforms do you follow Kirtland? Mark all that apply.

Answered: 185 Skipped: 11

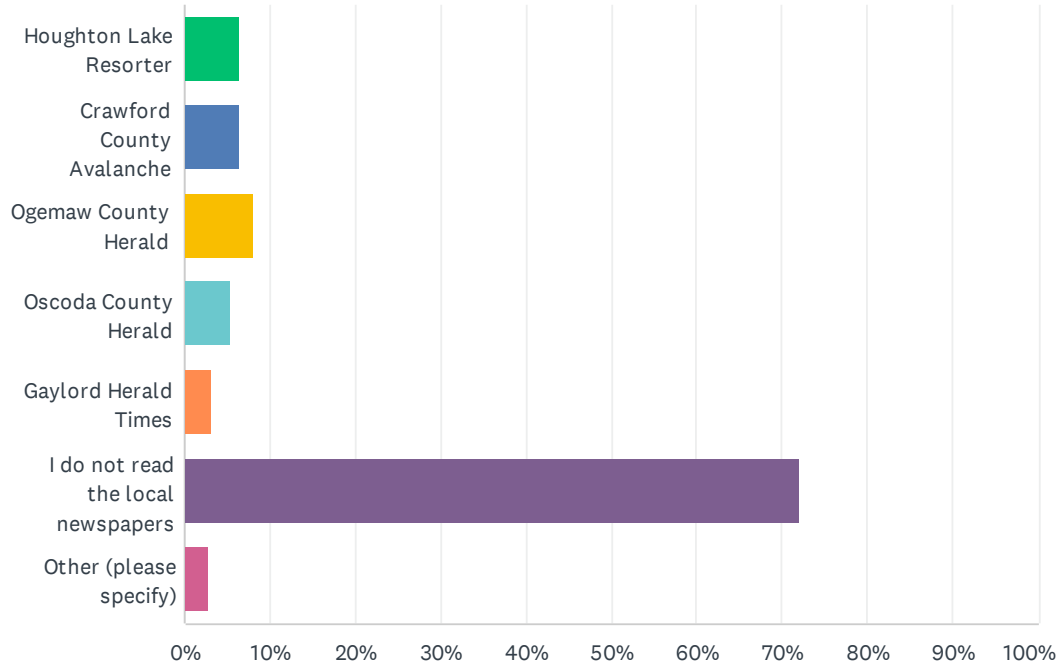


Fall 2024 Student Survey

ANSWER CHOICES	RESPONSES	
Facebook	48.11%	89
Instagram	20.54%	38
Twitter	0.00%	0
Snapchat	2.16%	4
LinkedIn	0.00%	0
YouTube	6.49%	12
TikTok	2.16%	4
I do not follow Kirtland on social media	41.08%	76
I do not use social media	2.70%	5
Other (please specify)	1.08%	2
Total Respondents: 185		

Q28 Which of the following local newspapers do you read? Mark all that apply.

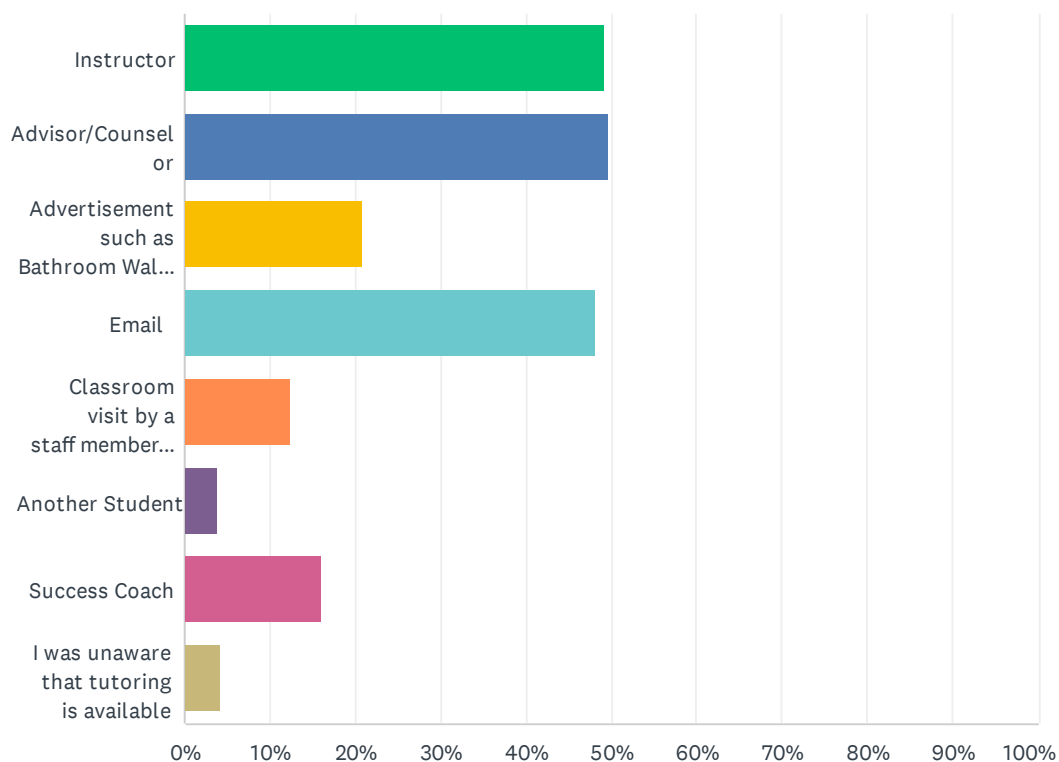
Answered: 186 Skipped: 10



ANSWER CHOICES	RESPONSES	
Houghton Lake Resorter	6.45%	12
Crawford County Avalanche	6.45%	12
Ogemaw County Herald	8.06%	15
Oscoda County Herald	5.38%	10
Gaylord Herald Times	3.23%	6
I do not read the local newspapers	72.04%	134
Other (please specify)	2.69%	5
Total Respondents: 186		

Q29 How did you learn about tutoring? Mark all that apply.

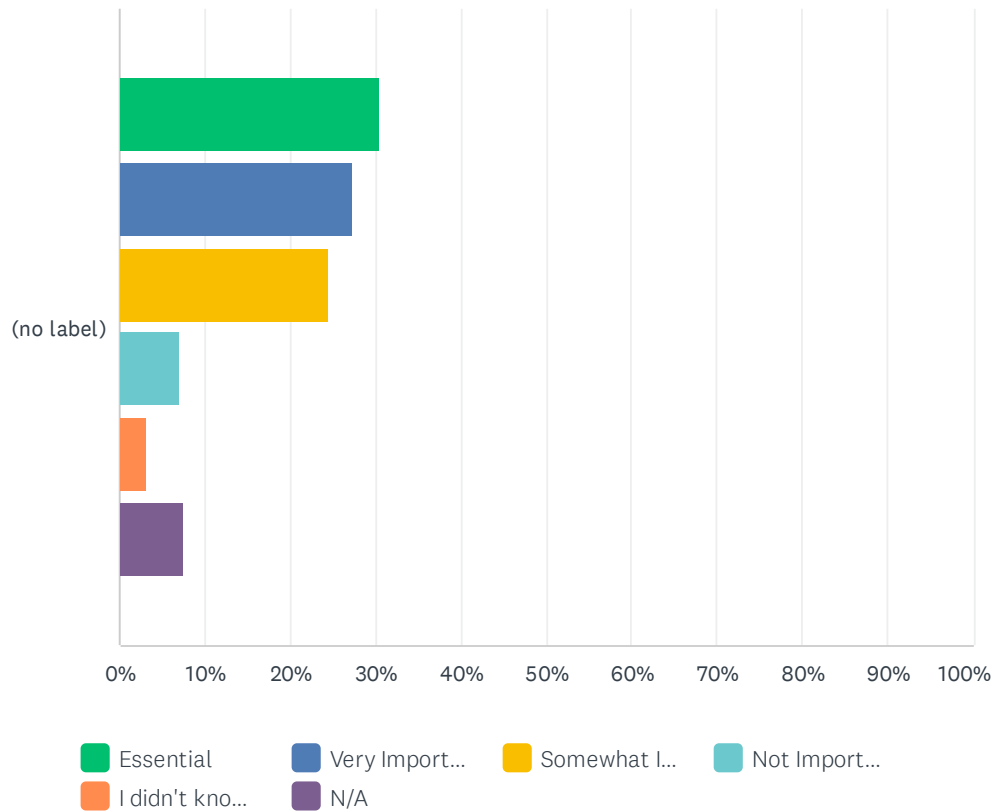
Answered: 187 Skipped: 9



ANSWER CHOICES	RESPONSES	
Instructor	49.20%	92
Advisor/Counselor	49.73%	93
Advertisement such as Bathroom Wall, Monitor, or Social Media	20.86%	39
Email	48.13%	90
Classroom visit by a staff member of the Tutoring Department	12.30%	23
Another Student	3.74%	7
Success Coach	16.04%	30
I was unaware that tutoring is available	4.28%	8
Total Respondents: 187		

Q30 How important are Library resources (books, ebooks, databases, NoodleTools, LibGuides, etc.) to your coursework?

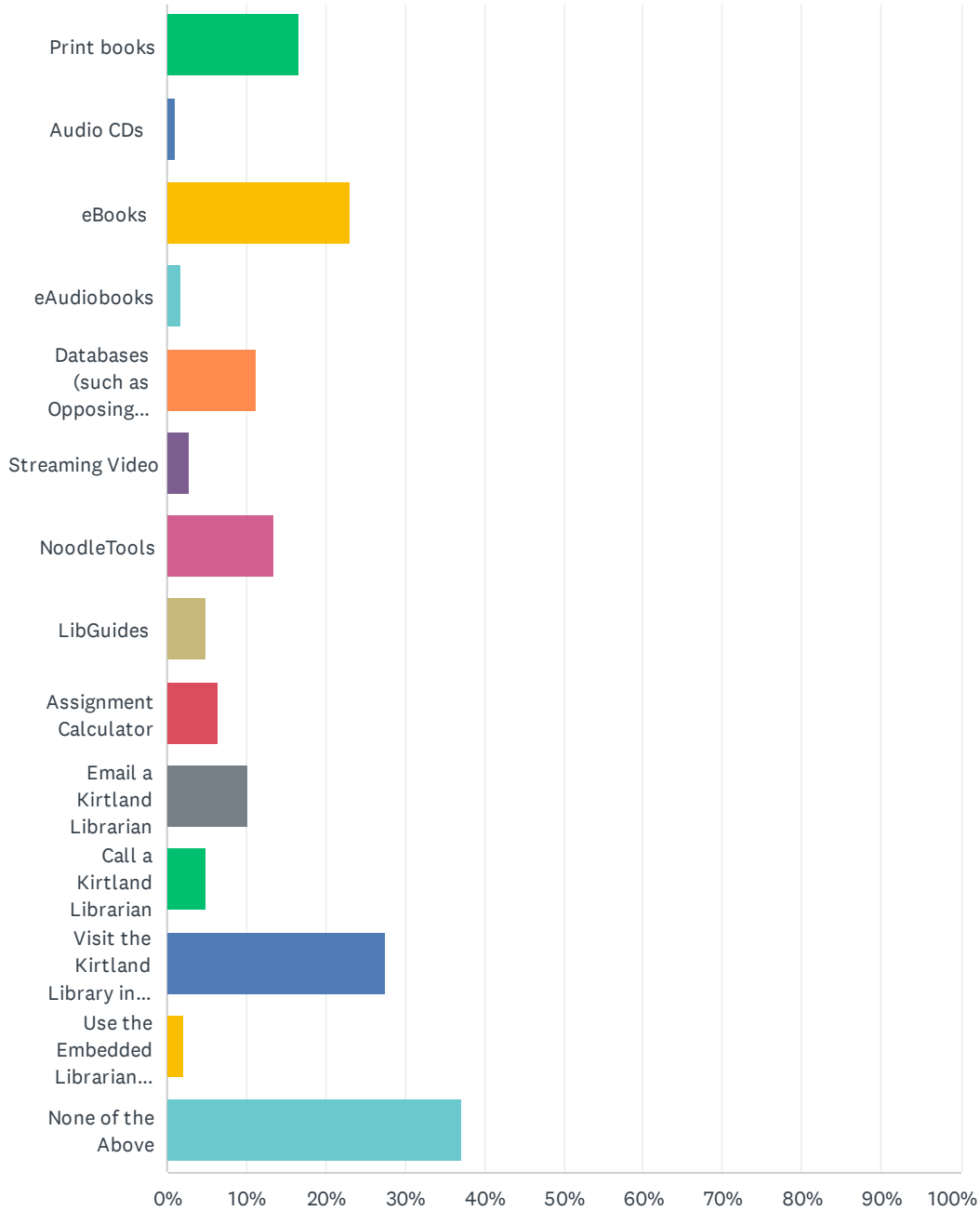
Answered: 187 Skipped: 9



	ESSENTIAL	VERY IMPORTANT	SOMEWHAT IMPORTANT	NOT IMPORTANT	I DIDN'T KNOW RESOURCES WERE AVAILABLE	N/A	TOTAL	WEIGHTED AVERAGE
(no label)	30.48%	27.27%	24.60%	6.95%	3.21%	7.49%	187	3.81
	57	51	46	13	6	14		

Q31 For any of your courses this semester, what Library resources and services did you use? Mark all that apply.

Answered: 186 Skipped: 10

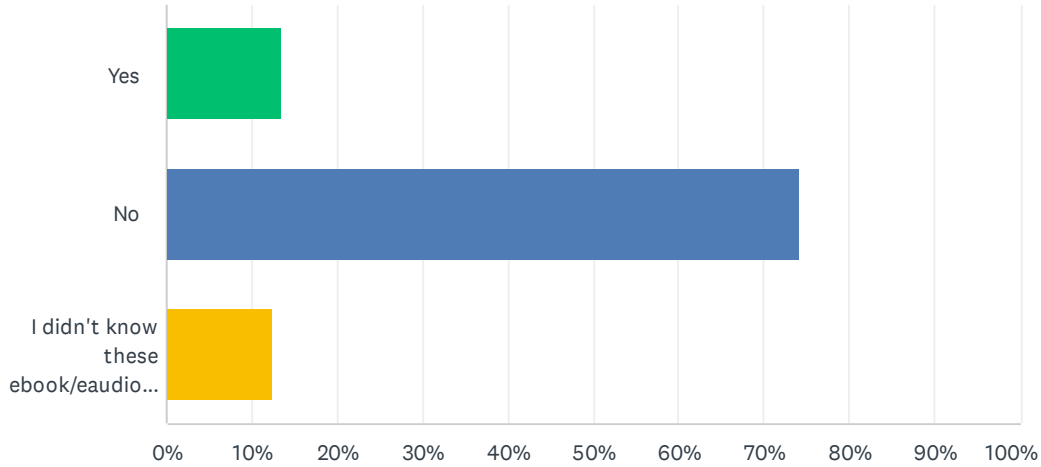


Fall 2024 Student Survey

ANSWER CHOICES	RESPONSES	
Print books	16.67%	31
Audio CDs	1.08%	2
eBooks	23.12%	43
eAudiobooks	1.61%	3
Databases (such as Opposing Viewpoints, CQ Researcher, Gale, ProQuest and more)	11.29%	21
Streaming Video	2.69%	5
NoodleTools	13.44%	25
LibGuides	4.84%	9
Assignment Calculator	6.45%	12
Email a Kirtland Librarian	10.22%	19
Call a Kirtland Librarian	4.84%	9
Visit the Kirtland Library in person	27.42%	51
Use the Embedded Librarian Services in Canvas	2.15%	4
None of the Above	37.10%	69
Total Respondents: 186		

Q32 Have you borrowed any eBooks or eAudiobooks for pleasure or coursework from OverDrive or Libby Collections?

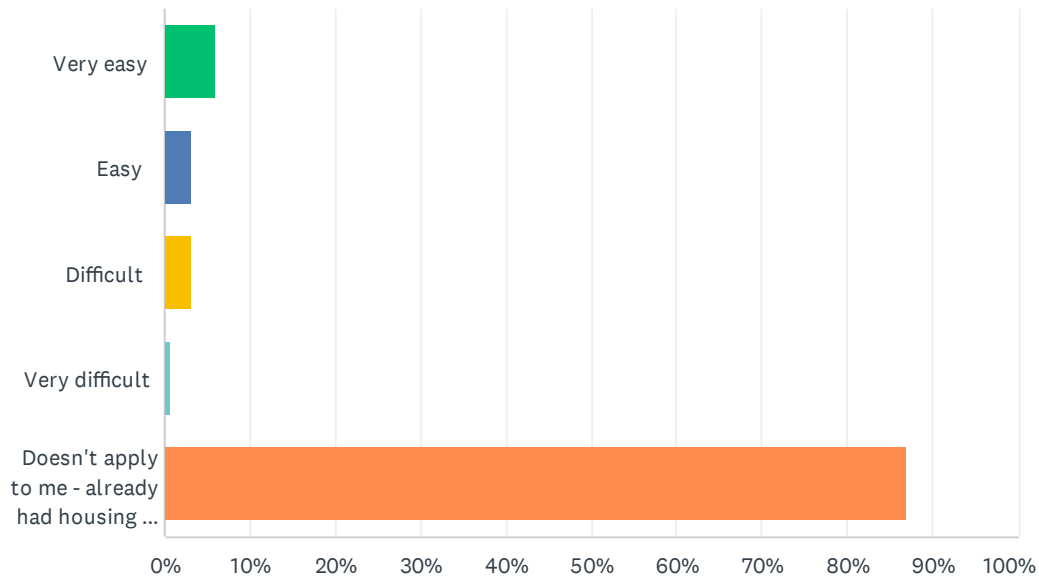
Answered: 186 Skipped: 10



ANSWER CHOICES	RESPONSES	
Yes	13.44%	25
No	74.19%	138
I didn't know these ebook/audiobook collections were available	12.37%	23
TOTAL		186

Q33 How difficult was it for you to secure housing while attending Kirtland?

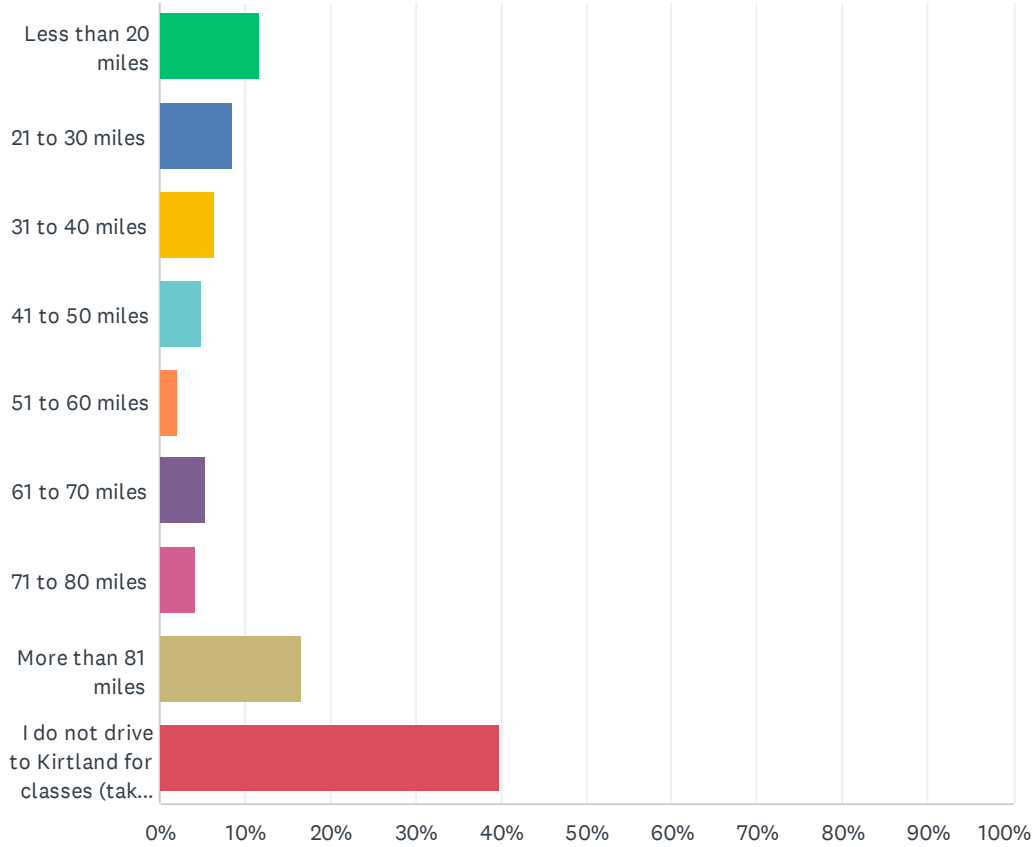
Answered: 185 Skipped: 11



ANSWER CHOICES	RESPONSES	
Very easy	5.95%	11
Easy	3.24%	6
Difficult	3.24%	6
Very difficult	0.54%	1
Doesn't apply to me - already had housing / living with family / etc	87.03%	161
TOTAL		185

Q34 How many miles, round trip, do you drive to attend classes at Kirtland?

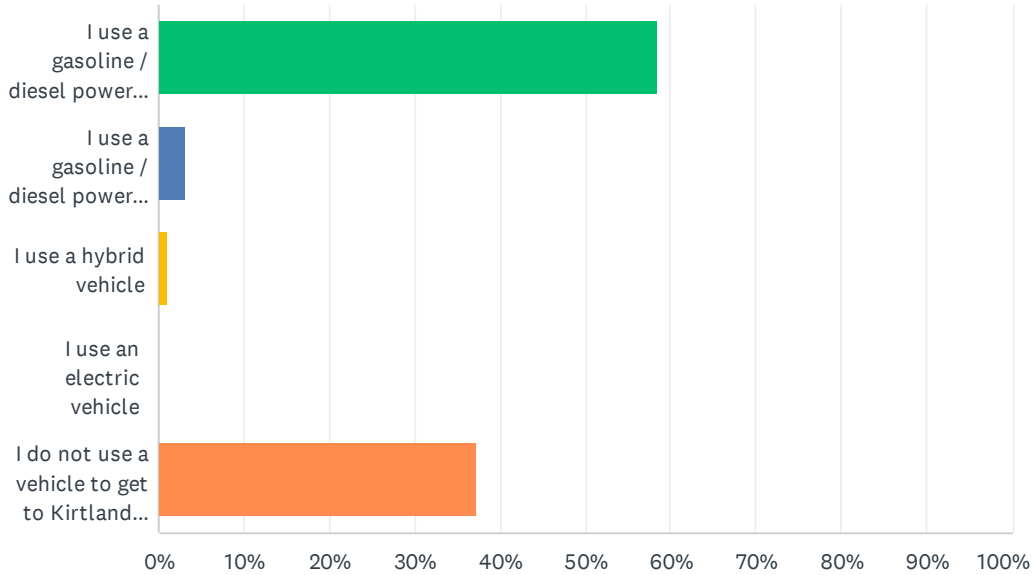
Answered: 186 Skipped: 10



ANSWER CHOICES	RESPONSES	
Less than 20 miles	11.83%	22
21 to 30 miles	8.60%	16
31 to 40 miles	6.45%	12
41 to 50 miles	4.84%	9
51 to 60 miles	2.15%	4
61 to 70 miles	5.38%	10
71 to 80 miles	4.30%	8
More than 81 miles	16.67%	31
I do not drive to Kirtland for classes (taking only online classes)	39.78%	74
TOTAL		186

Q35 What type of transportation do you intend to utilize to get to and from Kirtland?

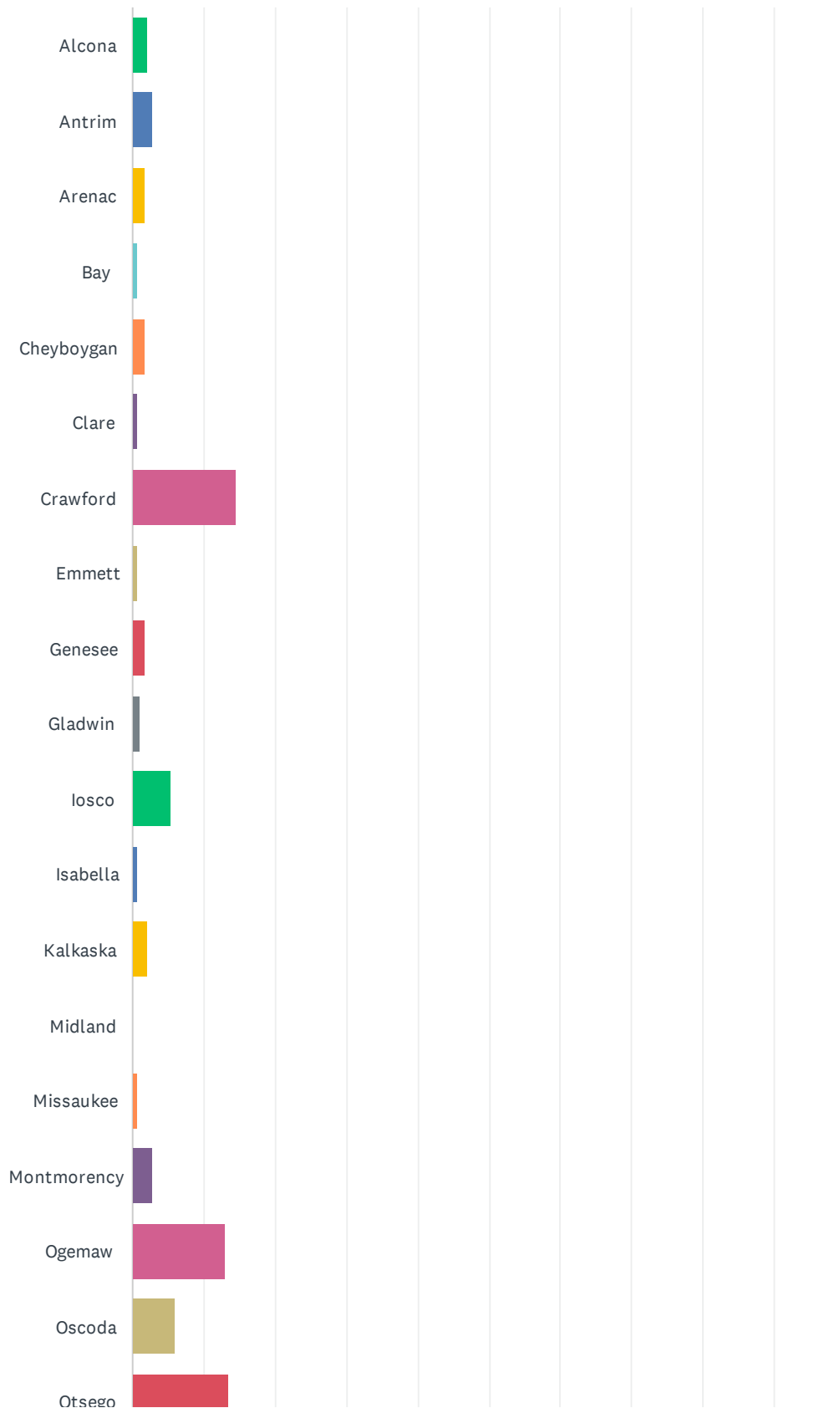
Answered: 185 Skipped: 11



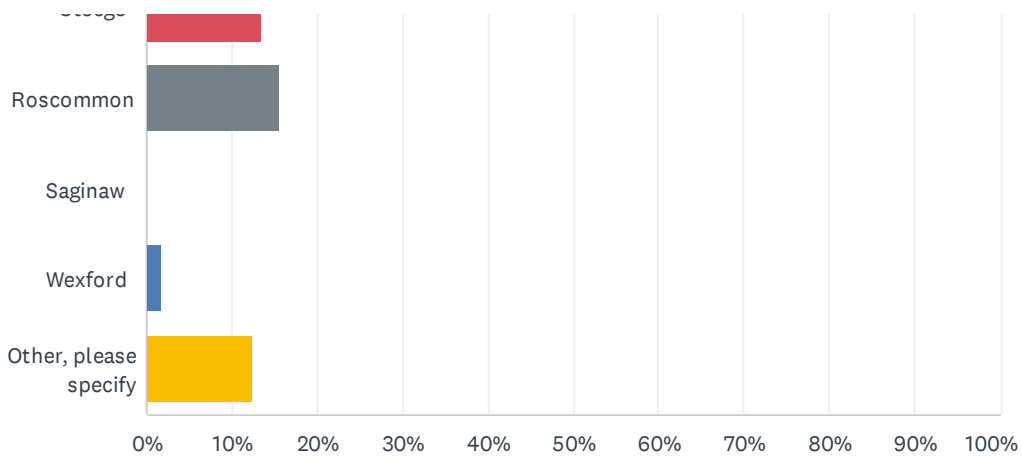
ANSWER CHOICES	RESPONSES	
I use a gasoline / diesel powered vehicle and have no plans to change to an electric vehicle	58.38%	108
I use a gasoline / diesel powered vehicle currently but plan to switch to an electric vehicle in the future	3.24%	6
I use a hybrid vehicle	1.08%	2
I use an electric vehicle	0.00%	0
I do not use a vehicle to get to Kirtland (taking online classes only)	37.30%	69
TOTAL		185

Q36 What county do you live in?

Answered: 186 Skipped: 10



Fall 2024 Student Survey

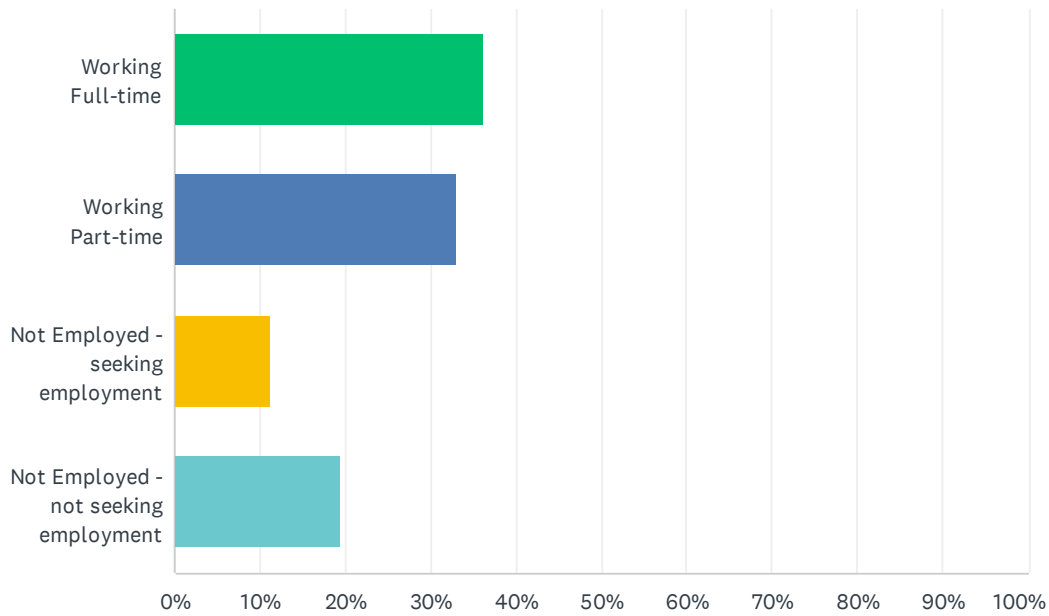


Fall 2024 Student Survey

ANSWER CHOICES	RESPONSES	
Alcona	2.15%	4
Antrim	2.69%	5
Arenac	1.61%	3
Bay	0.54%	1
Cheyboygan	1.61%	3
Clare	0.54%	1
Crawford	14.52%	27
Emmett	0.54%	1
Genesee	1.61%	3
Gladwin	1.08%	2
Iosco	5.38%	10
Isabella	0.54%	1
Kalkaska	2.15%	4
Midland	0.00%	0
Missaukee	0.54%	1
Montmorency	2.69%	5
Ogemaw	12.90%	24
Oscoda	5.91%	11
Otsego	13.44%	25
Roscommon	15.59%	29
Saginaw	0.00%	0
Wexford	1.61%	3
Other, please specify	12.37%	23
TOTAL		186

Q37 Please describe your current employment status?

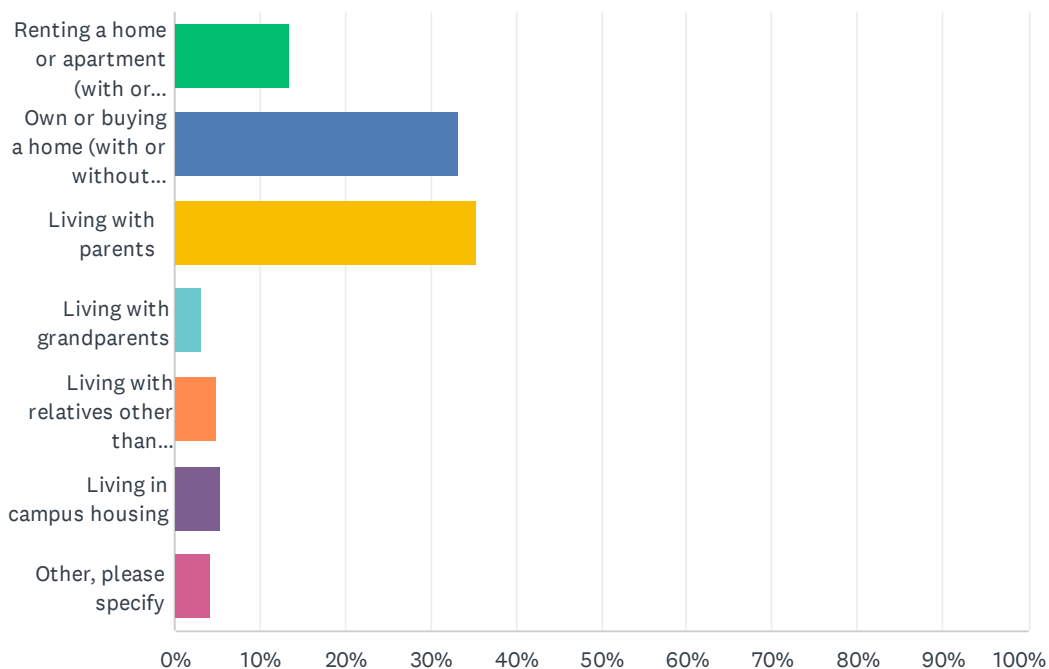
Answered: 185 Skipped: 11



ANSWER CHOICES	RESPONSES	
Working Full-time	36.22%	67
Working Part-time	32.97%	61
Not Employed - seeking employment	11.35%	21
Not Employed - not seeking employment	19.46%	36
TOTAL		185

Q38 Please describe your current living situation?

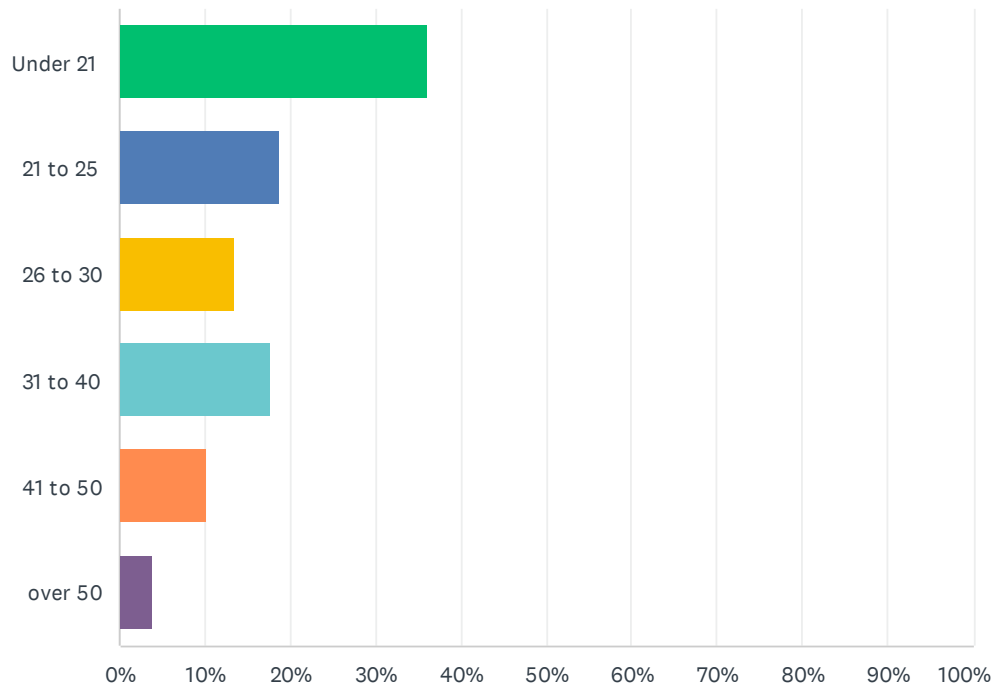
Answered: 186 Skipped: 10



ANSWER CHOICES	RESPONSES	
Renting a home or apartment (with or without significant other)	13.44%	25
Own or buying a home (with or without significant other)	33.33%	62
Living with parents	35.48%	66
Living with grandparents	3.23%	6
Living with relatives other than parents/grandparents	4.84%	9
Living in campus housing	5.38%	10
Other, please specify	4.30%	8
TOTAL		186

Q39 What is your age range?

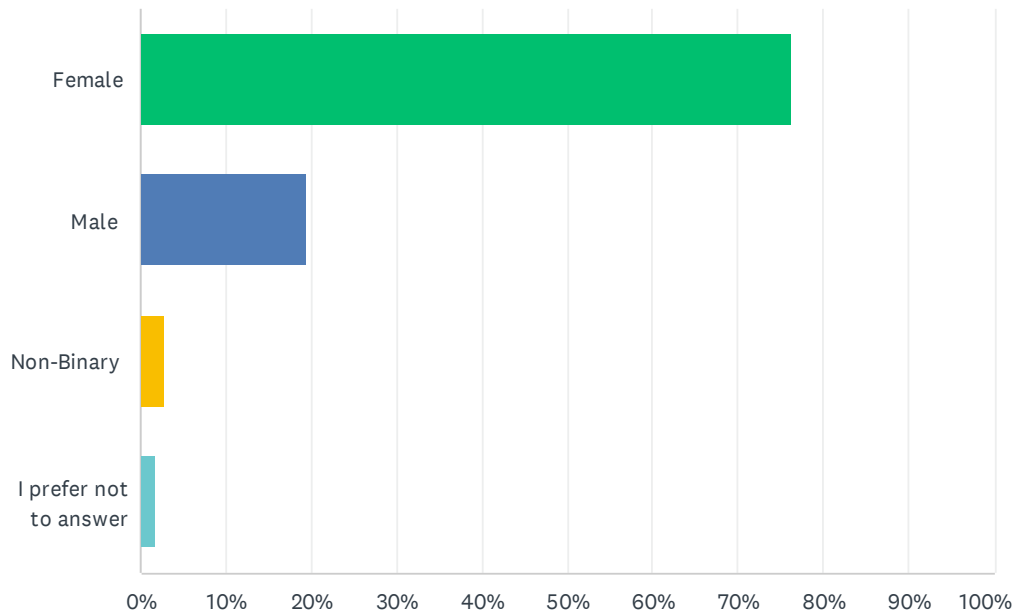
Answered: 186 Skipped: 10



ANSWER CHOICES	RESPONSES	
Under 21	36.02%	67
21 to 25	18.82%	35
26 to 30	13.44%	25
31 to 40	17.74%	33
41 to 50	10.22%	19
over 50	3.76%	7
TOTAL		186

Q40 What is your gender?

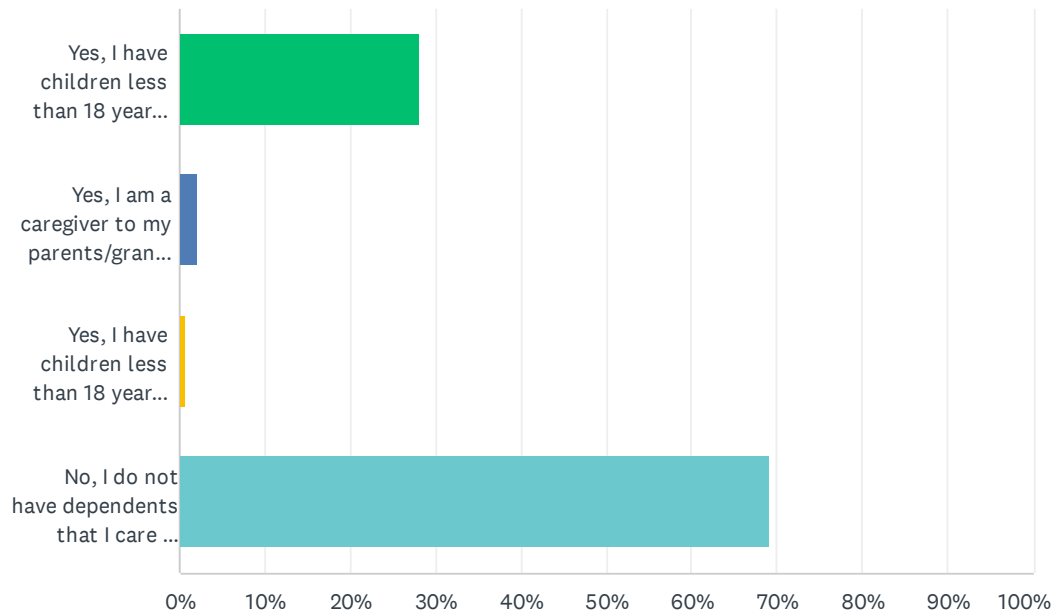
Answered: 186 Skipped: 10



ANSWER CHOICES	RESPONSES	
Female	76.34%	142
Male	19.35%	36
Non-Binary	2.69%	5
I prefer not to answer	1.61%	3
TOTAL		186

Q41 Do you have dependents that you care for in your household?

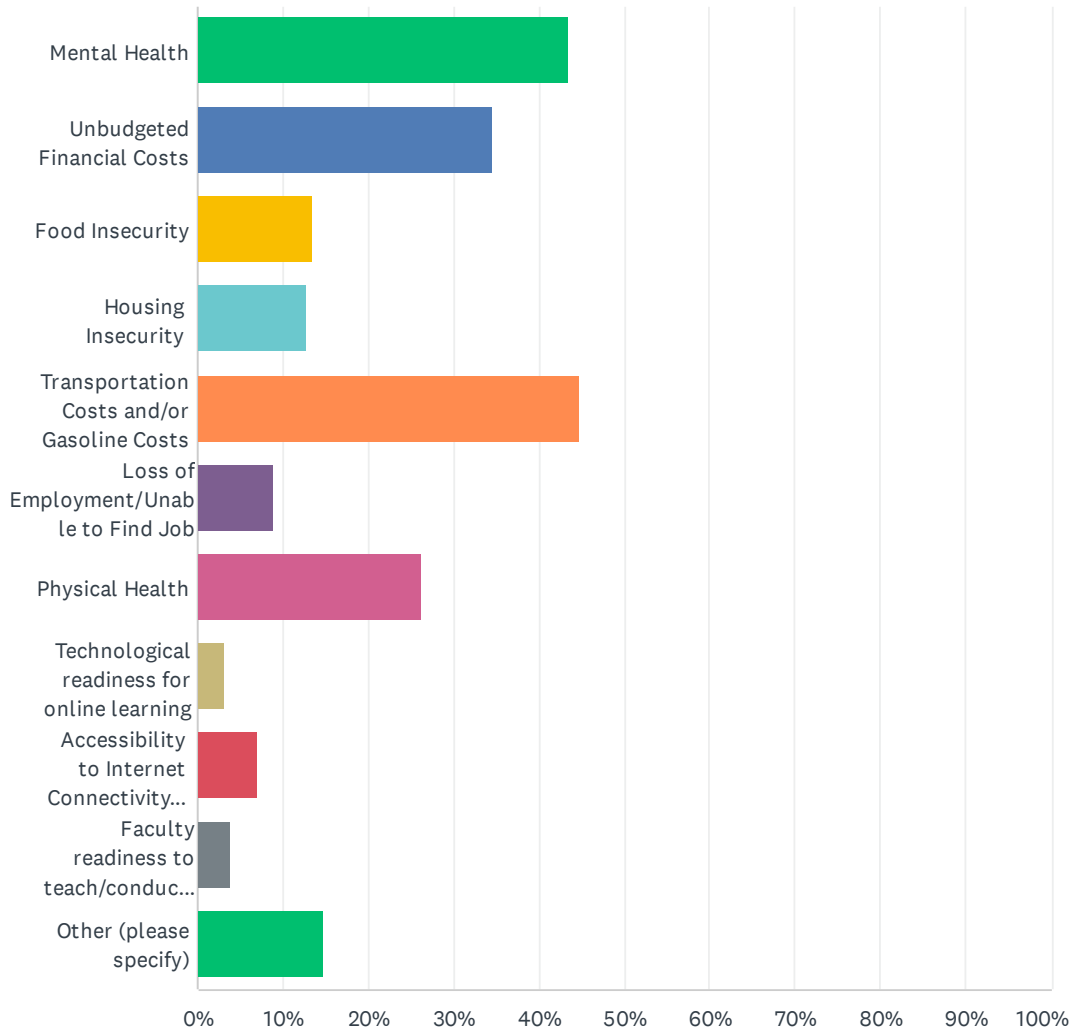
Answered: 185 Skipped: 11



ANSWER CHOICES	RESPONSES	
Yes, I have children less than 18 years of age that are dependents in my household.	28.11%	52
Yes, I am a caregiver to my parents/grandparents that live in my household.	2.16%	4
Yes, I have children less than 18 years of age that are dependents and am a caregiver to my parents/grandparents that live in my household.	0.54%	1
No, I do not have dependents that I care for in my household.	69.19%	128
TOTAL		185

Q42 Which of the following are immediate issues for you? Mark all that apply.

Answered: 156 Skipped: 40

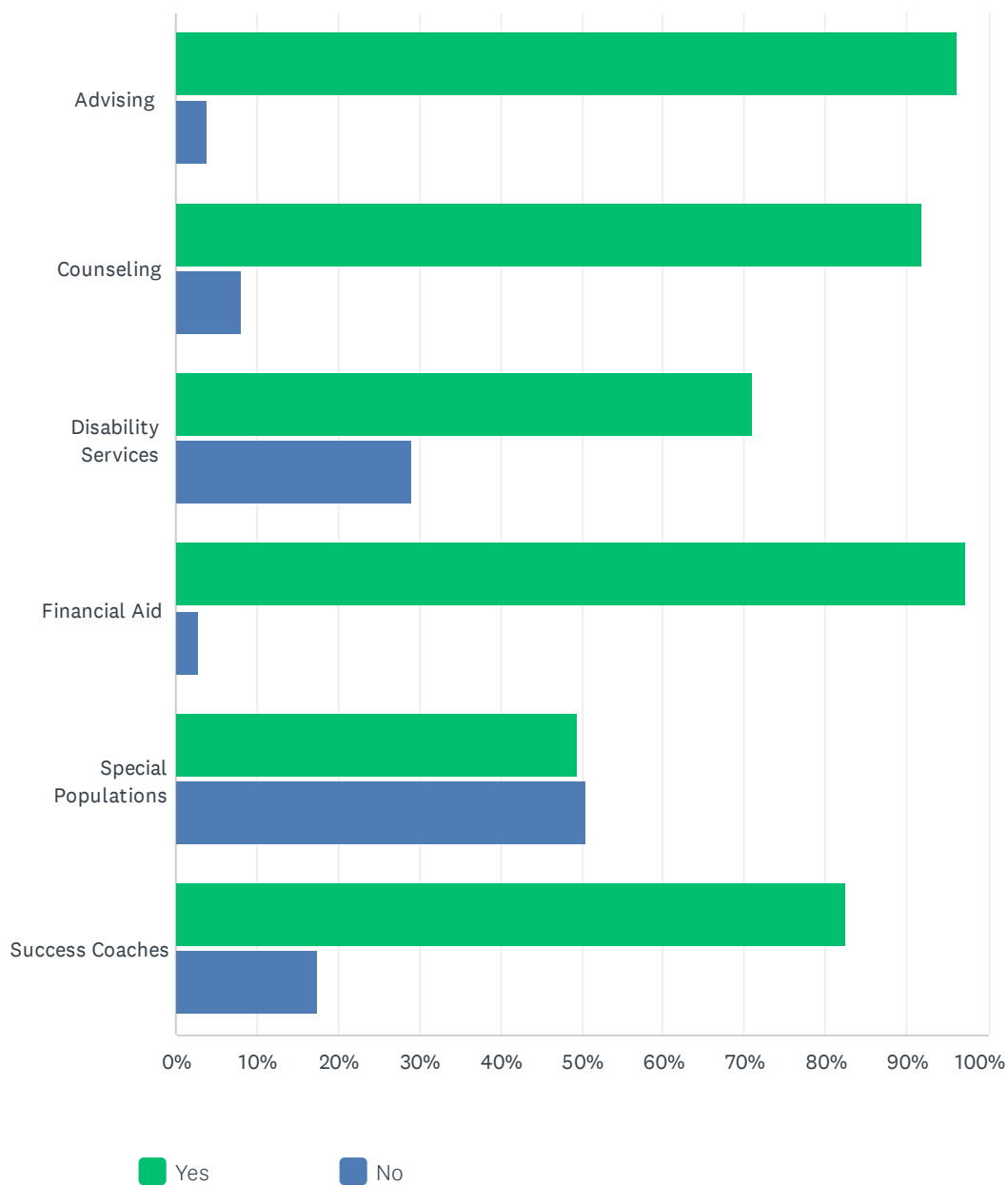


Fall 2024 Student Survey

ANSWER CHOICES	RESPONSES	
Mental Health	43.59%	68
Unbudgeted Financial Costs	34.62%	54
Food Insecurity	13.46%	21
Housing Insecurity	12.82%	20
Transportation Costs and/or Gasoline Costs	44.87%	70
Loss of Employment/Unable to Find Job	8.97%	14
Physical Health	26.28%	41
Technological readiness for online learning	3.21%	5
Accessibility to Internet Connectivity to do online learning	7.05%	11
Faculty readiness to teach/conduct online learning	3.85%	6
Other (please specify)	14.74%	23
Total Respondents: 156		

Q43 Are you aware of the following student support services?

Answered: 185 Skipped: 11

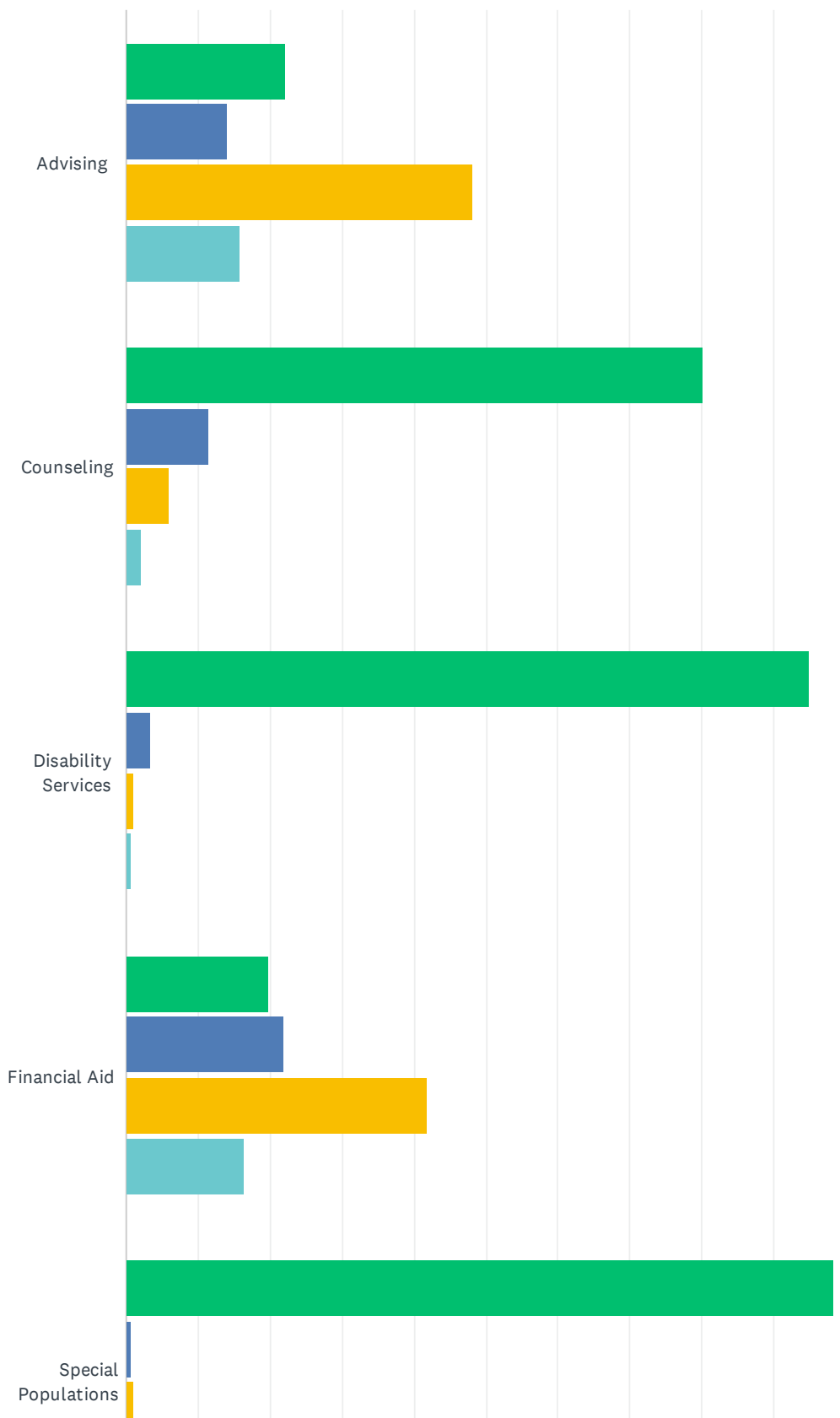


Fall 2024 Student Survey

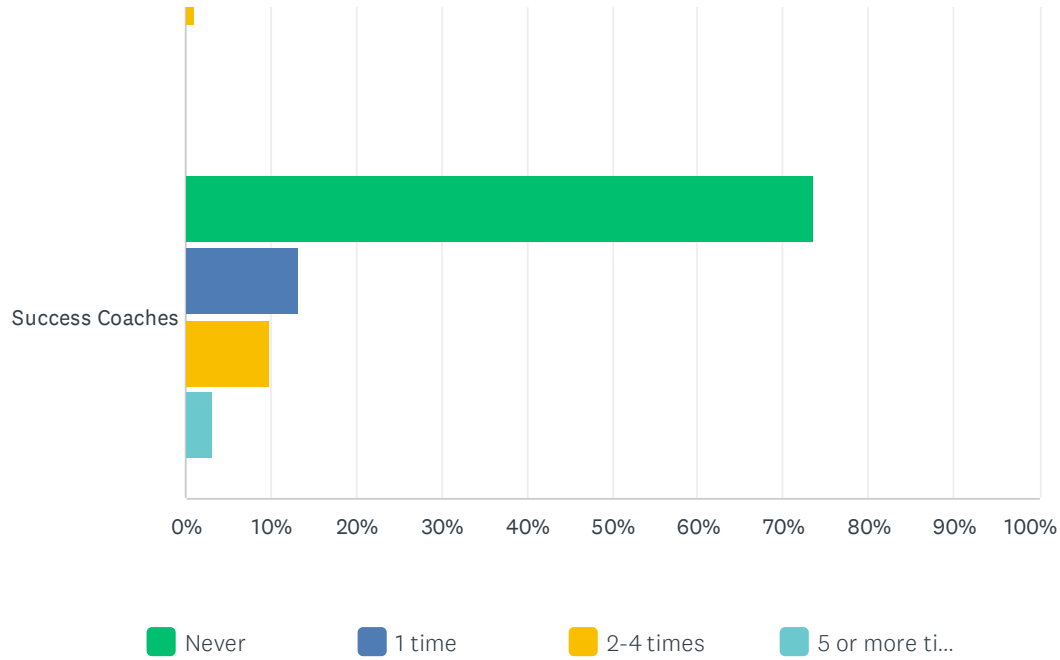
	YES	NO	TOTAL
Advising	96.20% 177	3.80% 7	184
Counseling	91.89% 170	8.11% 15	185
Disability Services	71.04% 130	28.96% 53	183
Financial Aid	97.30% 180	2.70% 5	185
Special Populations	49.45% 90	50.55% 92	182
Success Coaches	82.61% 152	17.39% 32	184

Q44 How often have you used these services?

Answered: 185 Skipped: 11



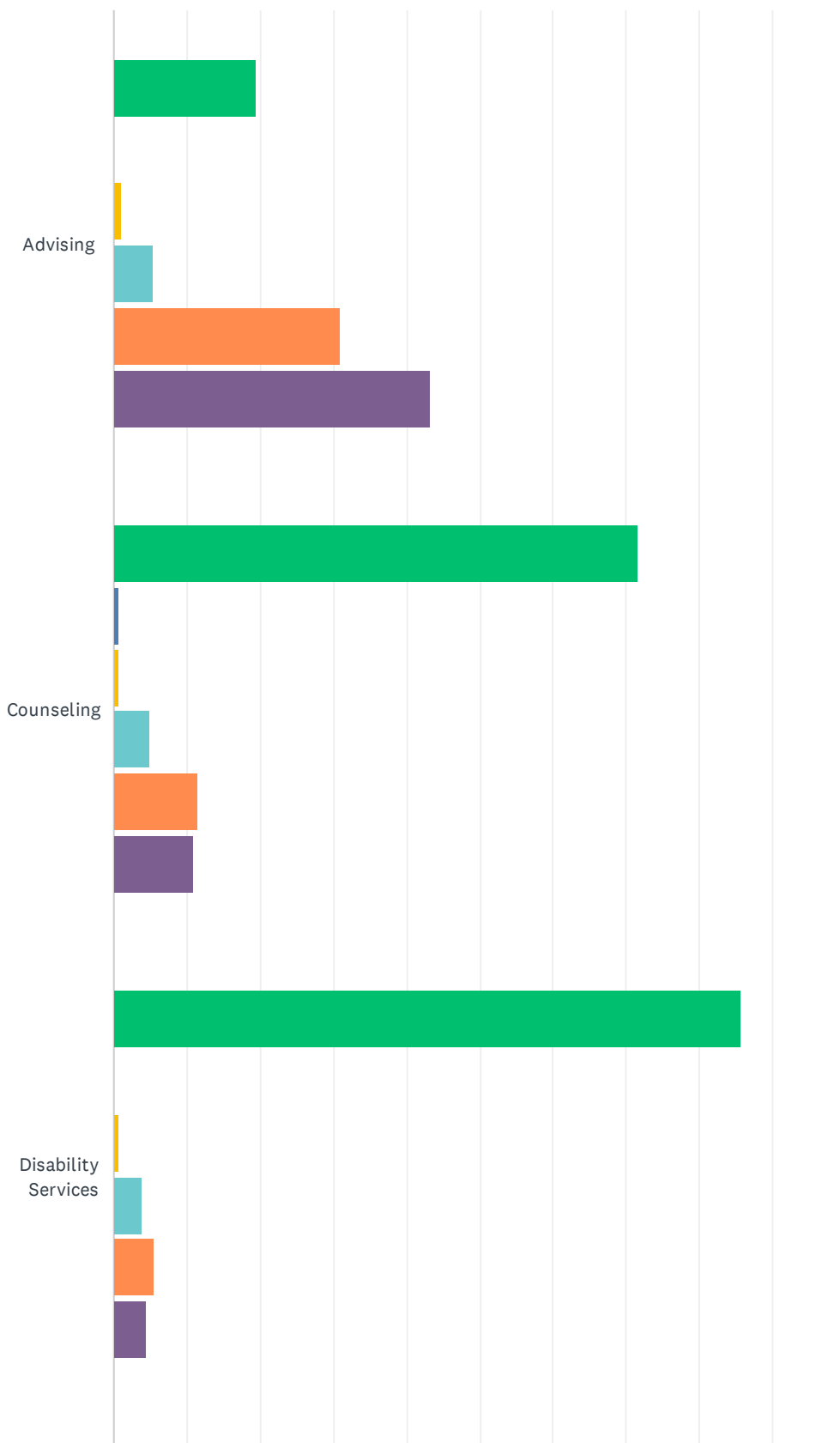
Fall 2024 Student Survey



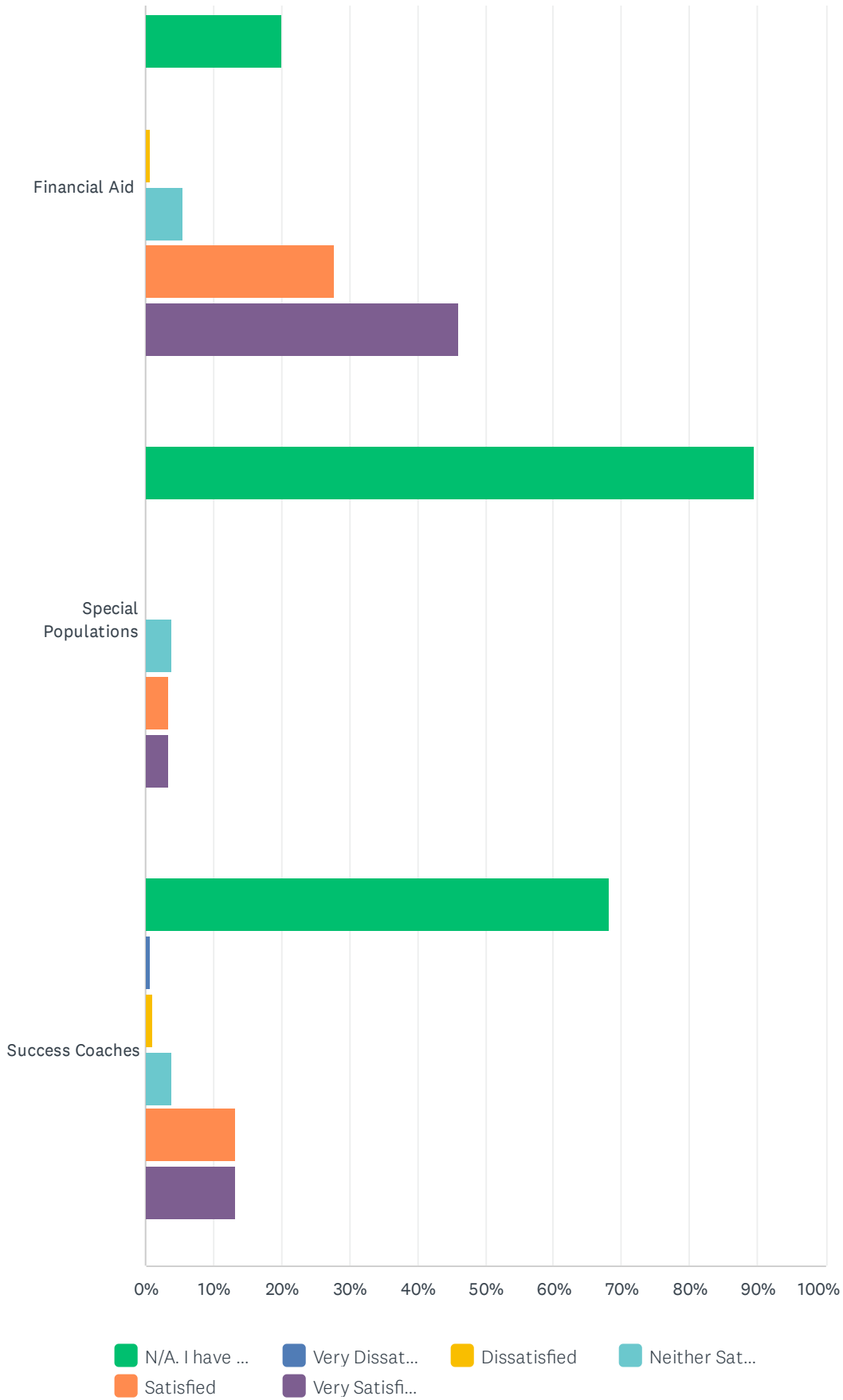
	NEVER	1 TIME	2-4 TIMES	5 OR MORE TIMES	TOTAL
Advising	22.16% 41	14.05% 26	48.11% 89	15.68% 29	185
Counseling	80.22% 146	11.54% 21	6.04% 11	2.20% 4	182
Disability Services	94.97% 170	3.35% 6	1.12% 2	0.56% 1	179
Financial Aid	19.78% 36	21.98% 40	41.76% 76	16.48% 30	182
Special Populations	98.33% 177	0.56% 1	1.11% 2	0.00% 0	180
Success Coaches	73.63% 134	13.19% 24	9.89% 18	3.30% 6	182

Q45 How satisfied are you with the following services?

Answered: 185 Skipped: 11



Fall 2024 Student Survey



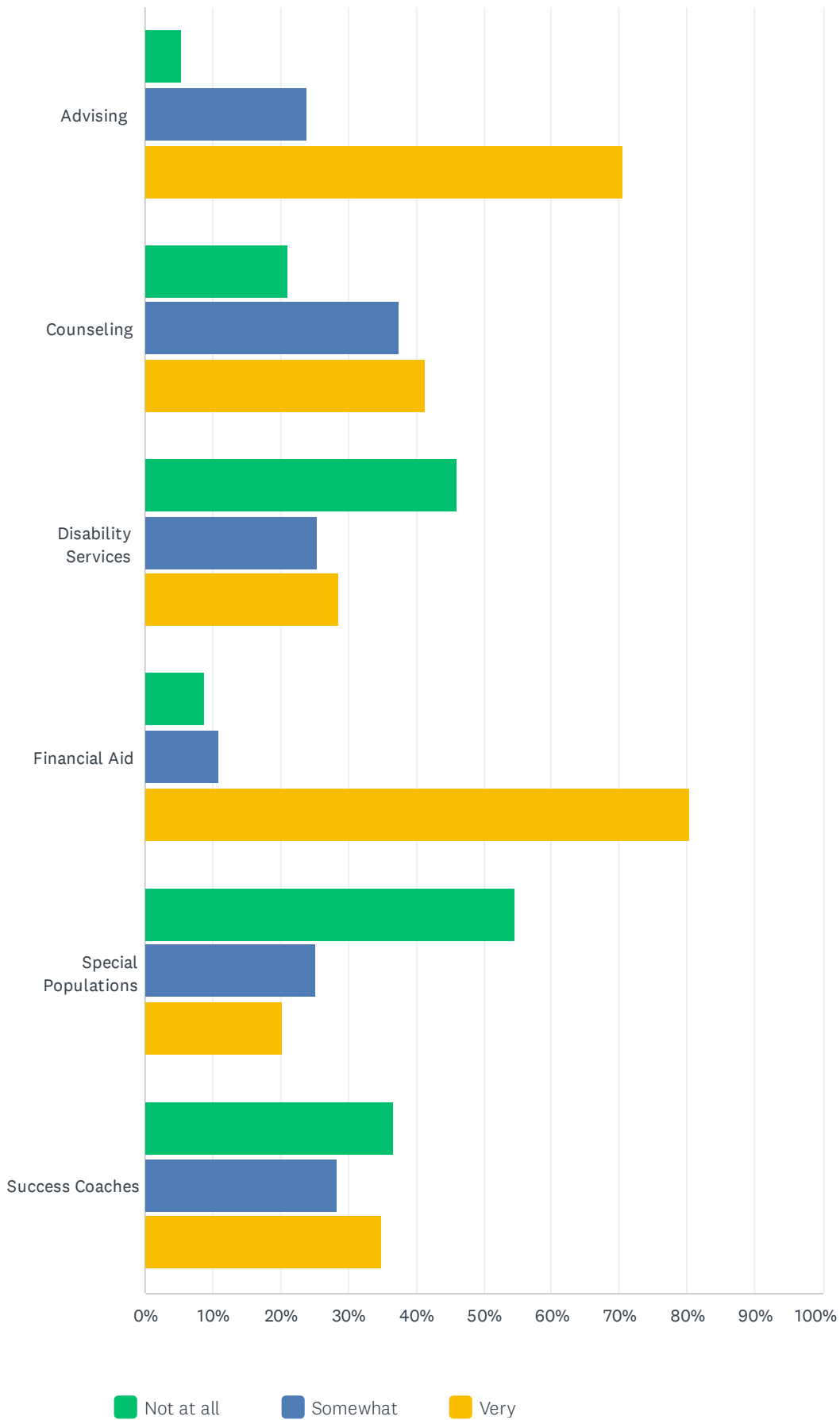
Fall 2024 Student Survey

	N/A. I HAVE NOT USED THIS SERVICE	VERY DISSATISFIED	DISSATISFIED	NEITHER SATISFIED OR DISSATISFIED	SATISFIED	VERY SATISFIED	TOTAL
Advising	19.46% 36	0.00% 0	1.08% 2	5.41% 10	30.81% 57	43.24% 80	185
Counseling	71.74% 132	0.54% 1	0.54% 1	4.89% 9	11.41% 21	10.87% 20	184
Disability Services	85.71% 156	0.00% 0	0.55% 1	3.85% 7	5.49% 10	4.40% 8	182
Financial Aid	20.00% 36	0.00% 0	0.56% 1	5.56% 10	27.78% 50	46.11% 83	180
Special Populations	89.50% 162	0.00% 0	0.00% 0	3.87% 7	3.31% 6	3.31% 6	181
Success Coaches	68.13% 124	0.55% 1	1.10% 2	3.85% 7	13.19% 24	13.19% 24	182

Q46 How important are these services to you?

Answered: 185 Skipped: 11

Fall 2024 Student Survey

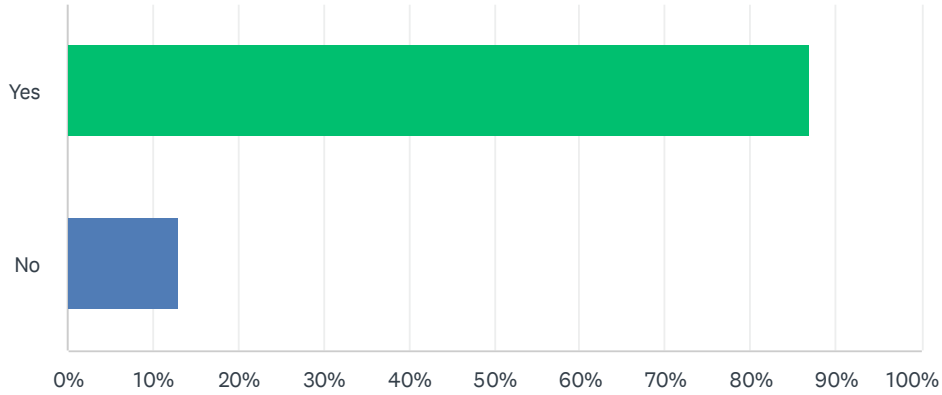


Fall 2024 Student Survey

	NOT AT ALL	SOMEWHAT	VERY	TOTAL
Advising	5.43% 10	23.91% 44	70.65% 130	184
Counseling	21.20% 39	37.50% 69	41.30% 76	184
Disability Services	46.15% 84	25.27% 46	28.57% 52	182
Financial Aid	8.74% 16	10.93% 20	80.33% 147	183
Special Populations	54.64% 100	25.14% 46	20.22% 37	183
Success Coaches	36.61% 67	28.42% 52	34.97% 64	183

Q47 Are you aware that the Kirtland Foundation offers scholarships each fall and winter semesters that can help pay for your education, even if you get other financial assistance?

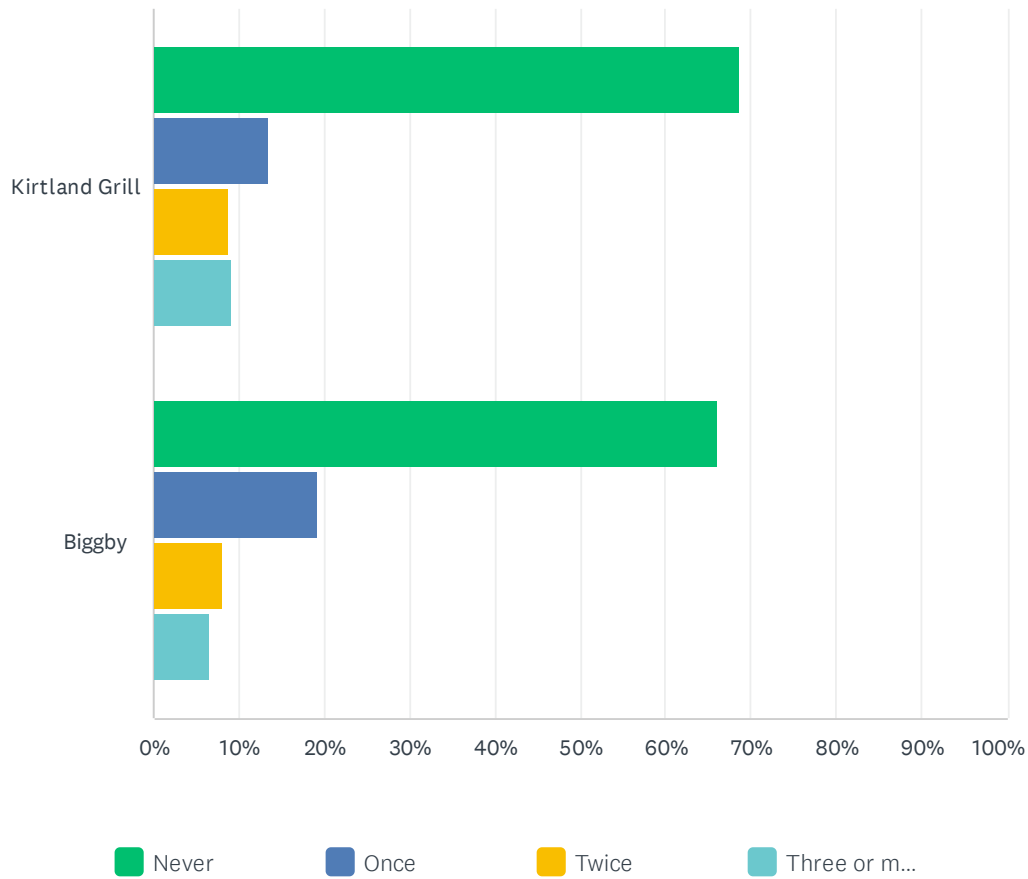
Answered: 184 Skipped: 12



ANSWER CHOICES	RESPONSES	
Yes	86.96%	160
No	13.04%	24
TOTAL		184

Q48 How many times per week do you use the following:

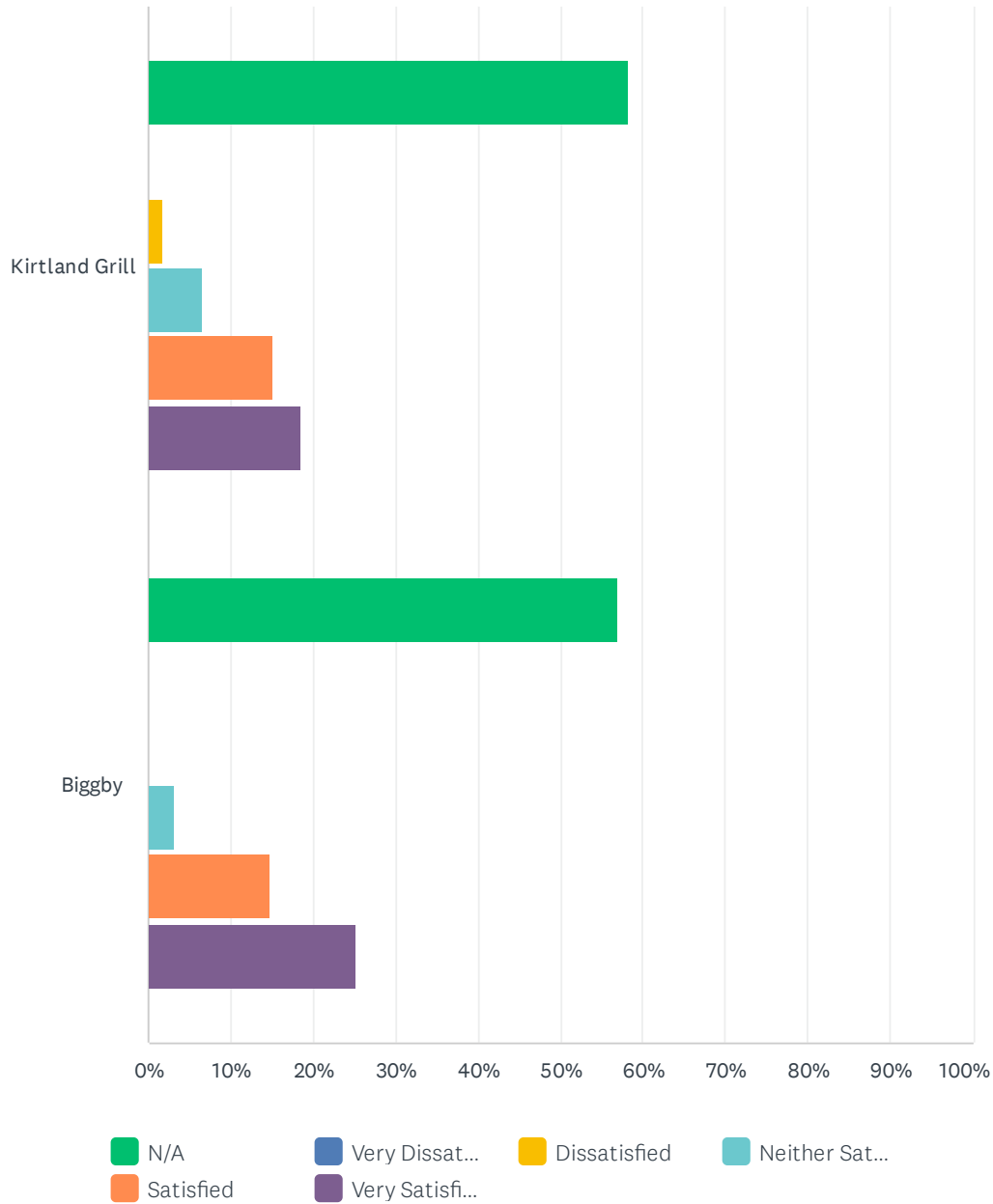
Answered: 185 Skipped: 11



	NEVER	ONCE	TWICE	THREE OR MORE TIMES	TOTAL
Kirtland Grill	68.65% 127	13.51% 25	8.65% 16	9.19% 17	185
Biggby	66.12% 121	19.13% 35	8.20% 15	6.56% 12	183

Q49 How satisfied are you overall with the following:

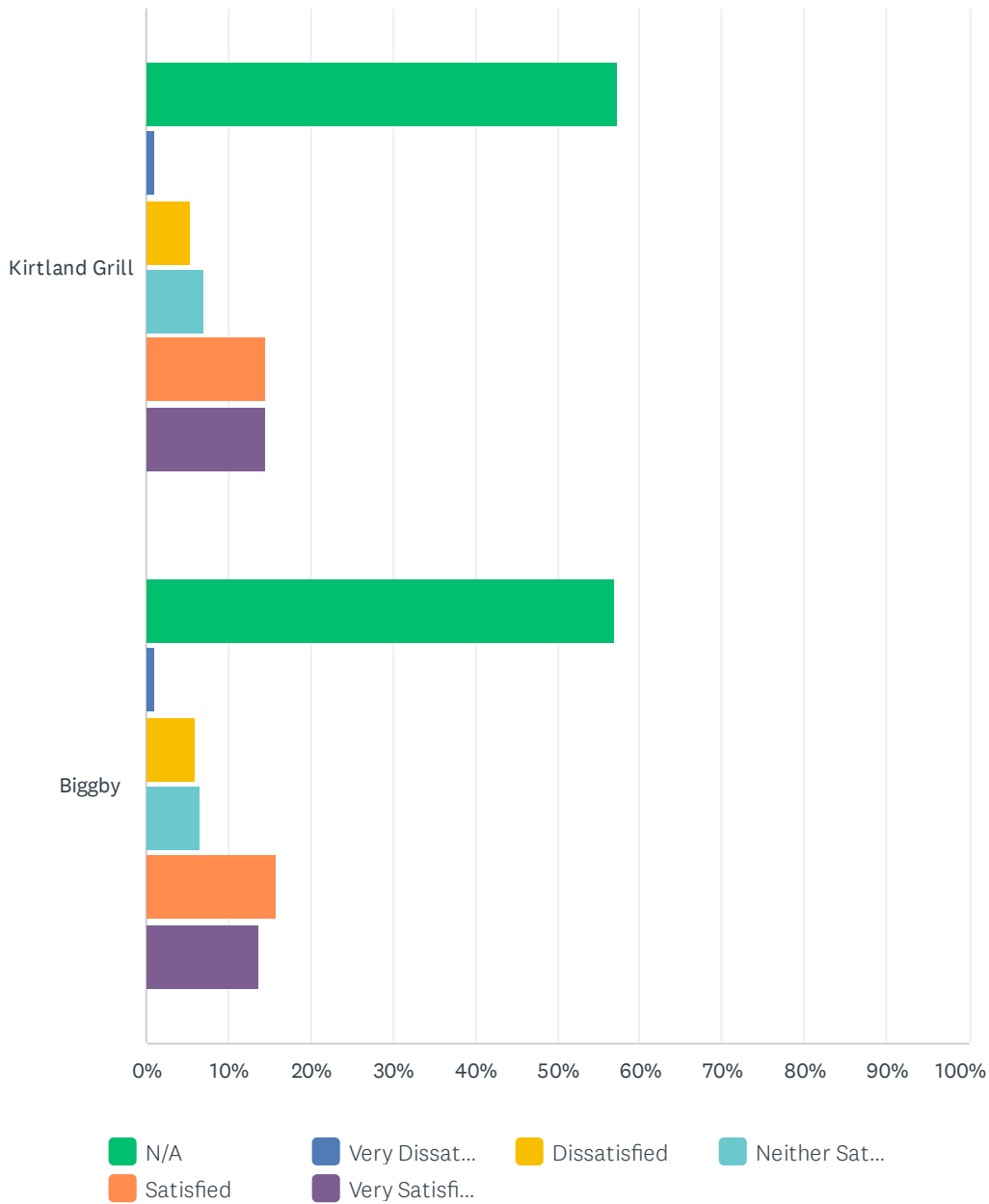
Answered: 184 Skipped: 12



	N/A	VERY DISSATISFIED	DISSATISFIED	NEITHER SATISFIED OR DISSATISFIED	SATISFIED	VERY SATISFIED	TOTAL
Kirtland Grill	58.15% 107	0.00% 0	1.63% 3	6.52% 12	15.22% 28	18.48% 34	184
Biggby	56.83% 104	0.00% 0	0.00% 0	3.28% 6	14.75% 27	25.14% 46	183

Q50 How satisfied are you with the hours these services are available:

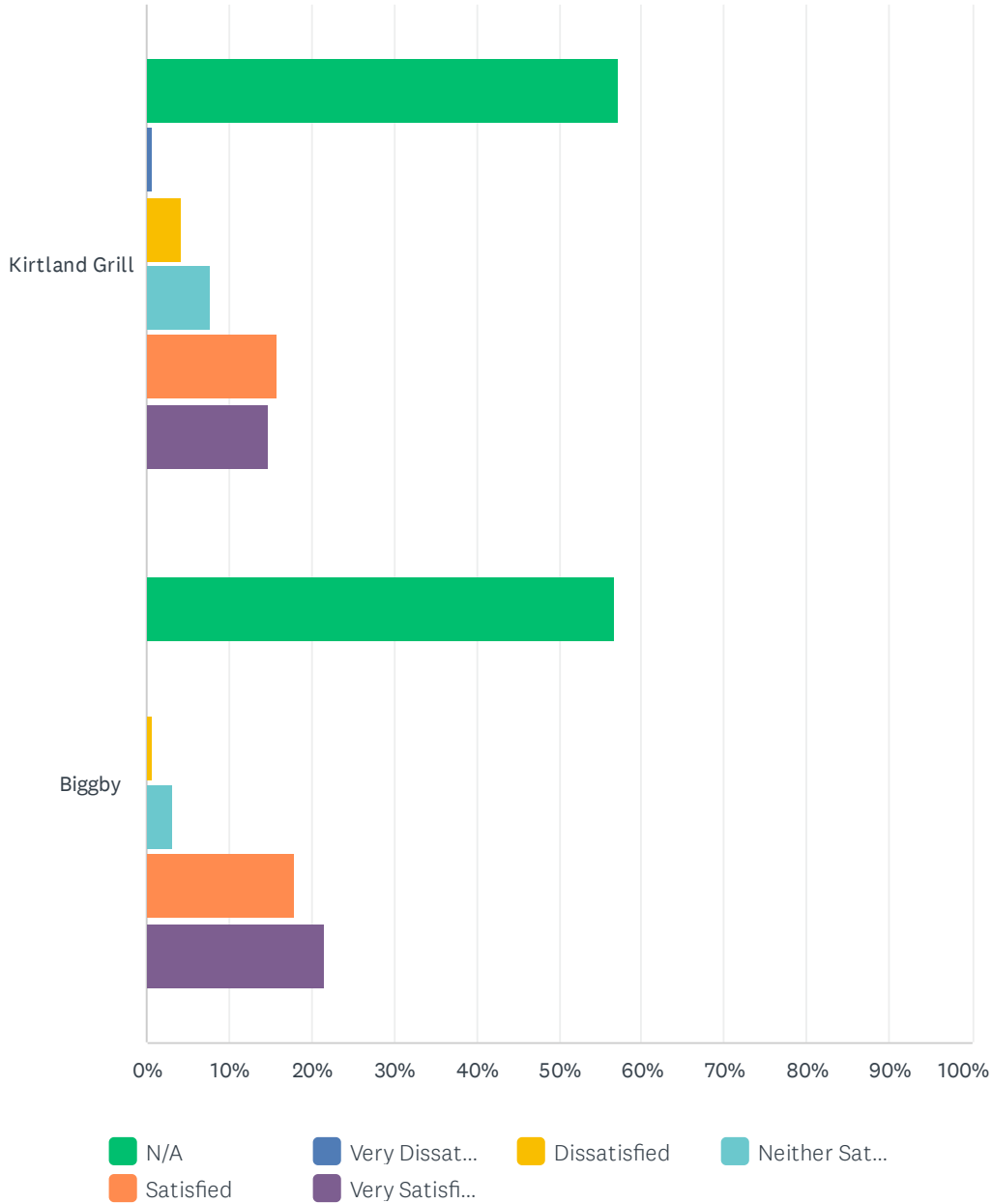
Answered: 185 Skipped: 11



	N/A	VERY DISSATISFIED	DISSATISFIED	NEITHER SATISFIED OR DISSATISFIED	SATISFIED	VERY SATISFIED	TOTAL
Kirtland Grill	57.30% 106	1.08% 2	5.41% 10	7.03% 13	14.59% 27	14.59% 27	185
Biggby	56.83% 104	1.09% 2	6.01% 11	6.56% 12	15.85% 29	13.66% 25	183

Q51 How satisfied are you with the selection of items available at the following:

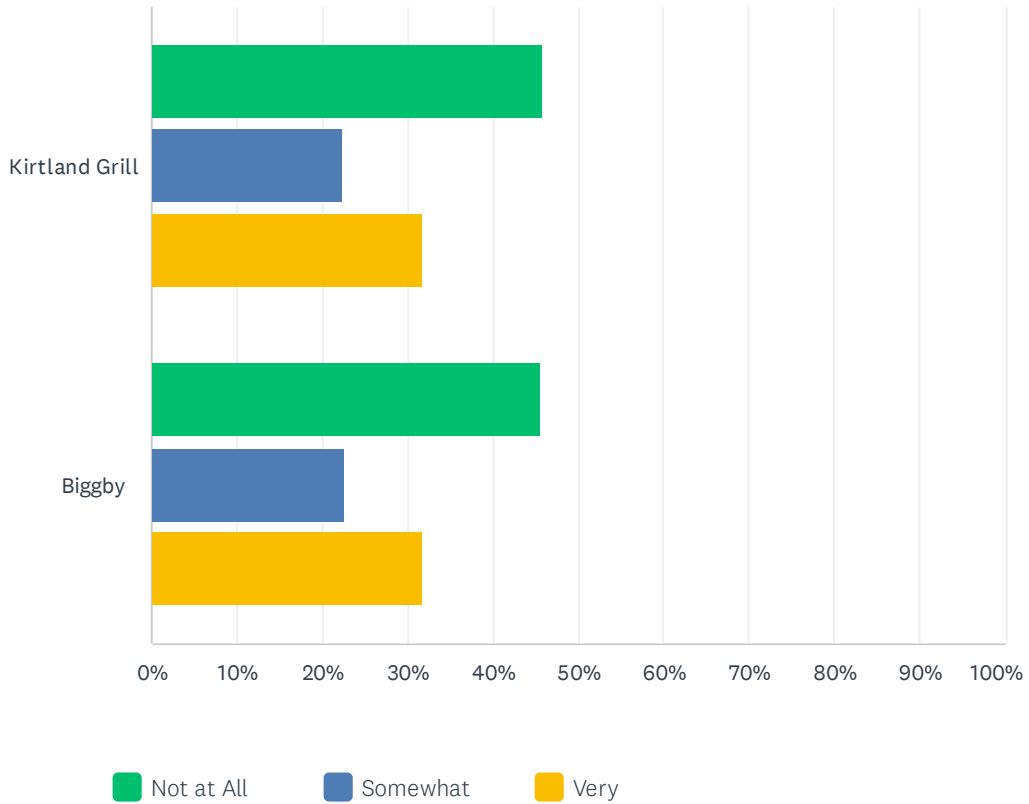
Answered: 185 Skipped: 11



	N/A	VERY DISSATISFIED	DISSATISFIED	NEITHER SATISFIED OR DISSATISFIED	SATISFIED	VERY SATISFIED	TOTAL
Kirtland Grill	57.07% 105	0.54% 1	4.35% 8	7.61% 14	15.76% 29	14.67% 27	184
Biggby	56.76% 105	0.00% 0	0.54% 1	3.24% 6	17.84% 33	21.62% 40	185

Q52 How important to you are the following services:

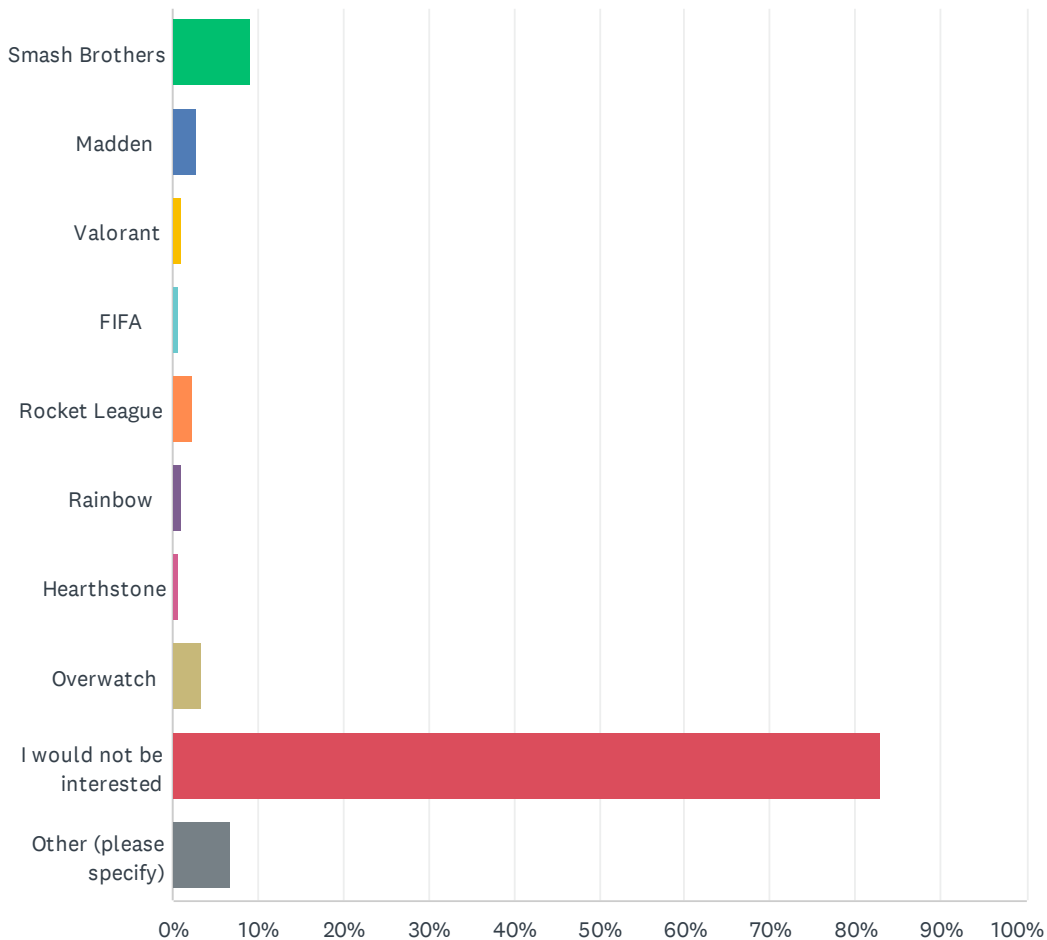
Answered: 184 Skipped: 12



	NOT AT ALL	SOMEWHAT	VERY	TOTAL
Kirtland Grill	45.90% 84	22.40% 41	31.69% 58	183
Biggby	45.60% 83	22.53% 41	31.87% 58	182

Q53 Kirtland has an E-Sports club. What E-Sports games are you interested in playing?

Answered: 176 Skipped: 20



Fall 2024 Student Survey

ANSWER CHOICES	RESPONSES	
Smash Brothers	9.09%	16
Madden	2.84%	5
Valorant	1.14%	2
FIFA	0.57%	1
Rocket League	2.27%	4
Rainbow	1.14%	2
Hearthstone	0.57%	1
Overwatch	3.41%	6
I would not be interested	82.95%	146
Other (please specify)	6.82%	12
Total Respondents: 176		

Q54 Kirtland is looking for ideas for clubs that students would be interested in participating in. Do you have any suggestions?

Answered: 134 Skipped: 62

Q55 Kirtland is considering intramural athletics for students. What sports would you participate in?

Answered: 132 Skipped: 64

Q56 Is there a program of study that Kirtland Community College does not offer that it should consider offering?

Answered: 133 Skipped: 63

Q57 If Kirtland were to offer additional support services for job placement after you graduate, what would you need the most help with?

Answered: 128 Skipped: 68

Q58 How can Kirtland better assist you in achieving your educational goals?

Answered: 126 Skipped: 70

Q59 If there is one thing you could change at Kirtland, what would it be and why?

Answered: 126 Skipped: 70

Q60 Thank you for taking the survey. Enter your Kirtland email address here for a chance to win the \$50 VISA gift card.

Answered: 168 Skipped: 28